

FLIGHT CENTRE TRAVEL GROUP LTD.

ISIN: **AU000000FLT9** WKN: **FLT**

Overview

2024/07/04 08:22:15

Price

13.00 EUR

Difference  1.56% (0.20)

General attributes

ISIN	AU000000FLT9
Symbol	FLT
Exchange	Stuttgart
Currency	EUR
Sector	Media / Entertainment / Recreation
Security type	Stock
Market cap (m)	2,886 EUR
Benchmark	ASX ALL ORDINARIES INDEX

Market data

Bid (Bid size)	- (0)
Ask (Ask size)	- (0)
Open	13.00 EUR
High	13.00 EUR
Low	13.00 EUR
Close (prev. day)	12.80 EUR
VWAP	-
Volume (pcs)	0
Trading volume	0.00
Number of trades	3
Last size	0

Futures and Options










Related Futures	-
Related Options	532

5y



Information about previous performance does not guarantee future performance.
Source: FactSet

Recent research

on sector		
Date	Headline	Download
2024/06/28	 Equity Weekly	
2024/06/24	 Aktienempfehlungen Österreich	
2024/06/21	 Global Equity Ratings	
2024/06/21	 Aktienempfehlungen Global	
2024/06/14	 Equity Weekly	

Details

2024/07/04 08:22:15

Price

13.00 EUR

Difference ▲ 1.56% (0.20)

General attributes

ISIN	AU000000FLT9
Symbol	FLT
Exchange	Stuttgart
Currency	EUR
Sector	Media / Entertainment / Recreation
Security type	Stock
Market cap (m)	2,886 EUR
Benchmark	ASX ALL ORDINARIES INDEX

Market data

Bid (Bid size)	- (0)
Ask (Ask size)	- (0)
Open	13.00 EUR
High	13.00 EUR
Low	13.00 EUR
Close (prev. day)	12.80 EUR
VWAP	-
Volume (pcs)	0
Trading volume	0.00
Number of trades	3
Last size	0

Performance and Risk

	6m	1y	3y
Perf (%)	+6.56%	+12.07%	+34.77%
Perf (abs.)	+0.80	+1.40	+3.35
Beta	1.05	1.03	1.36
Volatility	30.37	30.07	37.68

5y



Information about previous performance does not guarantee future performance.
Source: FactSet

Price data

Ø price 5 days Ø volume 5 days (pcs.)	12.54 EUR (0)
Ø price 30 days Ø volume 30 days (pcs.)	11.99 EUR (6)
Ø price 100 days Ø volume 100 days (pcs.)	12.50 EUR (2)
Ø price 250 days Ø volume 250 days (pcs.)	12.28 EUR (7)
YTD High date	13.30 EUR (2024/03/13)
YTD Low date	11.40 EUR (2024/06/04)
52 Weeks High date	14.20 EUR (2023/07/27)
52 Weeks Low date	10.30 EUR (2023/10/23)

Arbitrage views

Exchange <input type="checkbox"/>	Date	Time	Price	Trading volume (mio.)	Number of trades
Tradegate	2024/07/04	22:26	12.90 EUR	0.01	1
Stuttgart	2024/07/04	08:22	13.00 EUR	0.00	3
Frankfurt	2024/07/04	08:05	12.90 EUR	0.00	2
FINRA other OTC Issues	2024/05/20	17:35	14.00 USD	0.00	1
Duesseldorf	2024/07/04	19:30	12.70 EUR	0.00	6

	04						
Berlin	2023/01/31	08:18	10.10	EUR	0.00		1
Australian Securities Exchange	2024/07/04	08:10	21.00	AUD	29.90		9,272

Company profile

Company Logo



Company Profile

-

Contact Details

FLIGHT CENTRE

--

Level 12 316 Adelaide Street - 4000
Brisbane, QLD

Telefon: +61 7 3170 7979

Fax: +61 7 3229 0970

E-mail: -