

## LIFE360 INC. NPV CDI 3:1

ISIN: **AU0000045098** WKN: -

## Overview

2024/07/11 15:40:11

Price

11.00 USD

Difference  6.18% (0.64)

## General attributes

ISIN	AU0000045098
Symbol	360
Exchange	FINRA other OTC Issues
Currency	USD
Sector	-
Security type	Stock
Market cap (m)	2,136 EUR
Benchmark	S&P 500

## Market data

Bid (Bid size)	-
Ask (Ask size)	-
Open	11.00 USD
High	11.00 USD
Low	11.00 USD
Close (prev. day)	10.36 USD
VWAP	11.00 USD
Volume (pcs)	200
Trading volume	2,200.00
Number of trades	2
Last size	100

## Futures and Options

Related Futures	-
Related Options	-





5y



Information about previous performance does not guarantee future performance.

Source: FactSet

## Recent research

on market		
Date	Headline	Download
2024/07/15	 Aktienempfehlungen Global	
2024/07/12	 Global Equity Ratings	
2024/07/05	 Equity Weekly	
2024/07/03	 Global Strategy 3Q 2024	
2024/07/03	 Global Strategy 3Q 2024	

## Details

2024/07/11 15:40:11

### Price

11.00 USD

 Difference ▲ 6.18% (0.64)

### General attributes

ISIN	AU0000045098
Symbol	360
Exchange	FINRA other OTC Issues
Currency	USD
Sector	-
Security type	Stock
Market cap (m)	2,136 EUR
Benchmark	S&P 500

### Market data

Bid (Bid size)	-
Ask (Ask size)	-
Open	11.00 USD
High	11.00 USD
Low	11.00 USD
Close (prev. day)	10.36 USD
VWAP	11.00 USD
Volume (pcs)	200
Trading volume	2,200.00
Number of trades	2
Last size	100

### Performance and Risk

	6m	1y	3y
Perf (%)	-	-	-
Perf (abs.)	-	-	-
Beta	1.08	0.48	0.45
Volatility	77.34	63.62	91.68

5y



Information about previous performance does not guarantee future performance.

Source: FactSet

### Price data

Ø price 5 days   Ø volume 5 days (pcs.)	11.00 USD (37)
Ø price 30 days   Ø volume 30 days (pcs.)	9.89 USD (5,451)
Ø price 100 days   Ø volume 100 days (pcs.)	9.10 USD (32,598)
Ø price 250 days   Ø volume 250 days (pcs.)	7.57 USD (18,329)
YTD High   date	11.05 USD (2024/05/10)
YTD Low   date	4.40 USD (2024/01/12)
52 Weeks High   date	11.05 USD (2024/05/10)
52 Weeks Low   date	4.15 USD (2023/12/07)

### Arbitrage views

Exchange <span>⊕</span>	Date	Time	Price	Trading volume (mio.)	Number of trades
Frankfurt	2024/07/18	08:27	9.90 EUR	0.00	1
FINRA other OTC Issues	2024/07/11	15:40	11.00 USD	0.00	2
Australian Securities Exchange	2024/07/18	08:10	16.42 AUD	16.84	8,011

## Company profile

### Company Logo

#### Contact Details

LIFE360 INC.

--

----

Telefon: -

Fax: -

E-mail: -

### Company Profile

-