

VIAPLAY GROUP AB SER. B

ISIN: **SE0012116390** WKN: -

Overview

2024/09/13 16:37:52

Price
0.0614 EUR

Difference  5.14% (0.00)

General attributes

ISIN	SE0012116390
Symbol	VPLAY B
Exchange	Stuttgart
Currency	EUR
Sector	Media / Entertainment / Recreation
Security type	Stock
Market cap (m)	310 EUR
Benchmark	OMX STOCKHOLM 30 INDEX

Market data

Bid (Bid size)	- (0)
Ask (Ask size)	- (0)
Open	0.0564 EUR
High	0.0614 EUR
Low	0.0564 EUR
Close (prev. day)	0.0584 EUR
VWAP	-
Volume (pcs)	0
Trading volume	0.00
Number of trades	13
Last size	0

Futures and Options










Related Futures	-
Related Options	-

5y



Information about previous performance does not guarantee future performance.
Source: FactSet

Recent research

on sector			
Date		Headline	Download
2024/09/11		Global Equity Ratings	
2024/09/11		Aktienempfehlungen Global	
2024/09/09		Aktienempfehlungen Österreich	
2024/09/05		Global Equity Ratings	
2024/09/05		Aktienempfehlungen Global	

Details

2024/09/13 16:37:52

Price

0.0614 EUR

 Difference ▲ 5.14% (0.00)

General attributes

ISIN	SE0012116390
Symbol	VPLAY B
Exchange	Stuttgart
Currency	EUR
Sector	Media / Entertainment / Recreation
Security type	Stock
Market cap (m)	310 EUR
Benchmark	OMX STOCKHOLM 30 INDEX

Market data

Bid (Bid size)	- (0)
Ask (Ask size)	- (0)
Open	0.0564 EUR
High	0.0614 EUR
Low	0.0564 EUR
Close (prev. day)	0.0584 EUR
VWAP	-
Volume (pcs)	0
Trading volume	0.00
Number of trades	13
Last size	0

Performance and Risk

	6m	1y	3y
Perf (%)	-24.75%	-94.17%	-99.58%
Perf (abs.)	-0.02	-0.99	-14.73
Beta	-	-	-
Volatility	103.38	222.68	151.76

5y



Information about previous performance does not guarantee future performance.
Source: FactSet

Price data

Ø price 5 days Ø volume 5 days (pcs.)	0.0601 EUR (0)
Ø price 30 days Ø volume 30 days (pcs.)	0.0648 EUR (0)
Ø price 100 days Ø volume 100 days (pcs.)	0.0657 EUR (1,000)
Ø price 250 days Ø volume 250 days (pcs.)	0.2219 EUR (963)
YTD High date	0.3562 EUR (2024/01/16)
YTD Low date	0.0449 EUR (2024/04/25)
52 Weeks High date	1.1163 EUR (2023/09/15)
52 Weeks Low date	0.0449 EUR (2024/04/25)

All listings for VIAPLAY GROUP AB SER. B

Exchange ⊕	Date	Time	Price	Trading volume (mio.)	Number of trades
Tradegate	2024/09/13	22:02	0.0681 EUR	0.00	1
Stuttgart	2024/09/13	16:37	0.0614 EUR	0.00	13
Nasdaq Stockholm	2024/09/13	18:00	0.77 SEK	10.91	1,055
Munich	2024/09/13	08:07	0.0658 EUR	0.00	2
Frankfurt	2024/09/13	08:51	0.0635 EUR	0.00	2

	13					
FINRA other OTC Issues	2024/01/17	15:30	0.29 USD	0.00		2
Duesseldorf	2024/09/13	19:32	0.0667 EUR	0.00		7
Berlin	2024/09/13	08:07	0.0635 EUR	0.00		3

Company profile

Company Logo



Company Profile

-

Contact Details

VIAPLAY GROUP B

--

Telefon: -

Fax: -

E-mail: -