

VIAPLAY GROUP AB SER. B

ISIN: SE0012116390 WKN: -

Overview

2024/04/26 11:10:55

Price
0.0515 EURDifference  6.85% (0.00)

General attributes

ISIN	SE0012116390
Symbol	VPLAY B
Exchange	Stuttgart
Currency	EUR
Sector	Media / Entertainment / Recreation
Security type	Stock
Market cap (m)	266 EUR
Benchmark	OMX STOCKHOLM 30 INDEX

Market data

Bid (Bid size)	- (0)
Ask (Ask size)	- (0)
Open	0.0476 EUR
High	0.0517 EUR
Low	0.0476 EUR
Close (prev. day)	0.0482 EUR
VWAP	-
Volume (pcs)	0
Trading volume	0.00
Number of trades	5
Last size	0

Futures and Options

Related Futures	-
Related Options	-










5y



Information about previous performance does not guarantee future performance.
Source: FactSet

Recent research

on sector

Date		Headline	Download
2024/04/26		Global Equity Ratings	
2024/04/26		Aktienempfehlungen Global	
2024/04/15		Aktienempfehlungen Österreich	
2024/04/03		Global Equity Ratings	
2024/04/03		Aktienempfehlungen Global	

Details

2024/04/26 11:10:55

Price
0.0515 EUR

Difference ▲ 6.85% (0.00)

General attributes

ISIN	SE0012116390
Symbol	VPLAY B
Exchange	Stuttgart
Currency	EUR
Sector	Media / Entertainment / Recreation
Security type	Stock
Market cap (m)	266 EUR
Benchmark	OMX STOCKHOLM 30 INDEX

Market data

Bid (Bid size)	- (0)
Ask (Ask size)	- (0)
Open	0.0476 EUR
High	0.0517 EUR
Low	0.0476 EUR
Close (prev. day)	0.0482 EUR
VWAP	-
Volume (pcs)	0
Trading volume	0.00
Number of trades	5
Last size	0

Performance and Risk

	6m	1y	3y
Perf (%)	-90.75%	-99.18%	-99.58%
Perf (abs.)	-0.51	-6.25	-12.08
Beta	-1.36	0.39	1.21
Volatility	301.56	244.14	148.03

5y



Information about previous performance does not guarantee future performance.
Source: FactSet

Price data

Ø price 5 days Ø volume 5 days (pcs.)	0.0545 EUR (4,000)
Ø price 30 days Ø volume 30 days (pcs.)	0.0706 EUR (737)
Ø price 100 days Ø volume 100 days (pcs.)	0.1234 EUR (1,375)
Ø price 250 days Ø volume 250 days (pcs.)	1.1379 EUR (974)
YTD High date	0.3562 EUR (2024/01/16)
YTD Low date	0.0449 EUR (2024/04/25)
52 Weeks High date	7.0090 EUR (2023/04/28)
52 Weeks Low date	0.0449 EUR (2024/04/25)

Arbitrage views

Exchange ⊕	Date	Time	Price	Trading volume (mio.)	Number of trades
Tradegate	2024/04/26	22:26	0.0581 EUR	0.00	1
Stuttgart	2024/04/26	11:10	0.0515 EUR	0.00	5
Nasdaq Stockholm	2024/04/26	17:29	0.6796 SEK	15.80	1,769
Munich	2024/04/26	08:11	0.0547 EUR	0.00	2
Frankfurt	2024/04/26	08:00	0.0547 EUR	0.00	2

	26					
FINRA other OTC Issues	2024/01/ 17	15:30	0.29 USD	0.00		2
Duesseldorf	2024/04/ 26	08:11	0.0547 EUR	0.00		3
Berlin	2024/04/ 26	08:11	0.0545 EUR	0.00		2

Company profile

Company Logo



Company Profile

-

Contact Details

VIAPLAY GROUP B

--

Telefon: -

Fax: -

E-mail: -