

## EPISURF MEDICAL AB B

ISIN: SE0003491562 WKN: -

## Overview

2024/05/21 15:33:08

Price  
0.0234 EURDifference  -2.50% (-0.00)

## General attributes

ISIN	SE0003491562
Symbol	EPIS B
Exchange	Stuttgart
Currency	EUR
Sector	Chemical / Pharmaceutical / Health
Security type	Stock
Market cap (m)	8 EUR
Benchmark	OMX STOCKHOLM 30 INDEX

## Market data

Bid (Bid size)	- (0)
Ask (Ask size)	- (0)
Open	0.0203 EUR
High	0.0234 EUR
Low	0.0203 EUR
Close (prev. day)	0.024 EUR
VWAP	-
Volume (pcs)	0
Trading volume	0.00
Number of trades	5
Last size	0

## Futures and Options








Related Futures	-
Related Options	-

5y



Information about previous performance does not guarantee future performance.  
Source: FactSet

## Recent research

on sector		
Date	Headline	Download
2024/05/17	 Equity Weekly	
2024/05/13	 Aktienempfehlungen Österreich	
2024/05/10	 Equity Weekly	
2024/04/29	 Aktienempfehlungen Österreich	
2024/04/26	 Global Equity Ratings	

## Details

2024/05/21 15:33:08

Price  
0.0234 EUR

Difference  -2.50% (-0.00)

## General attributes

ISIN	SE0003491562
Symbol	EPIS B
Exchange	Stuttgart
Currency	EUR
Sector	Chemical / Pharmaceutical / Health
Security type	Stock
Market cap (m)	8 EUR
Benchmark	OMX STOCKHOLM 30 INDEX

## Market data

Bid (Bid size)	- (0)
Ask (Ask size)	- (0)
Open	0.0203 EUR
High	0.0234 EUR
Low	0.0203 EUR
Close (prev. day)	0.024 EUR
VWAP	-
Volume (pcs)	0
Trading volume	0.00
Number of trades	5
Last size	0

## Performance and Risk

	6m	1y	3y
Perf (%)	-70.86%	-78.69%	-92.92%
Perf (abs.)	-0.06	-0.09	-0.31
Beta	0.01	0.01	0.56
Volatility	160.89	126.41	92.34

5y



Information about previous performance does not guarantee future performance.  
Source: FactSet

## Price data

Ø price 5 days   Ø volume 5 days (pcs.)	0.0232 EUR (0)
Ø price 30 days   Ø volume 30 days (pcs.)	0.0319 EUR (293)
Ø price 100 days   Ø volume 100 days (pcs.)	0.0586 EUR (88)
Ø price 250 days   Ø volume 250 days (pcs.)	0.0754 EUR (118)
YTD High   date	0.0950 EUR (2024/02/06)
YTD Low   date	0.0164 EUR (2024/04/29)
52 Weeks High   date	0.1150 EUR (2023/11/17)
52 Weeks Low   date	0.0164 EUR (2024/04/29)

## Arbitrage views

Exchange 	Date	Time	Price	Trading volume (mio.)	Number of trades
Stuttgart	2024/05/21	15:33	0.0234 EUR	0.00	5
Nasdaq Stockholm	2024/05/21	17:17	0.369 SEK	0.07	68
London Stock Exchange	2023/05/10	17:33	1.5878 SEK	0.08	1
Frankfurt	2024/05/21	09:13	0.0227 EUR	0.00	3
Berlin	2024/05/21	21:43	0.0318 EUR	0.00	18



## Company profile

### Company Logo

#### Contact Details

EPISURF MEDICAL AB

--

----

Telefon: -

Fax: -

E-mail: -

### Company Profile

-