

CHICKEN SOUP FOR THE SOUL ENTERTAINMENT INC. CLASS A

ISIN: **US16842Q1004** WKN: **16842Q100**

Overview

2024/07/02 18:00:08

Price
0.0836 EURDifference  -16.40% (-0.02)

General attributes

ISIN	US16842Q1004
Symbol	CSSE
Exchange	Frankfurt
Currency	EUR
Sector	Media / Entertainment / Recreation
Security type	Stock
Market cap (m)	0 EUR
Benchmark	S&P 500

Market data

Bid (Bid size)	-
Ask (Ask size)	-
Open	0.0836 EUR
High	0.0836 EUR
Low	0.0836 EUR
Close (prev. day)	0.10 EUR
VWAP	0.10 EUR
Volume (pcs)	0
Trading volume	0.00
Number of trades	2
Last size	0

Futures and Options







Related Futures	-
Related Options	-

5y



Information about previous performance does not guarantee future performance.
Source: FactSet

Recent research

on sector		on market	
Date		Headline	Download
2024/09/11		Global Equity Ratings	
2024/09/11		Aktienempfehlungen Global	
2024/09/09		Aktienempfehlungen Österreich	
2024/09/05		Global Equity Ratings	
2024/09/05		Aktienempfehlungen Global	

Details

2024/07/02 18:00:08

Price
0.0836 EUR

Difference ▼ -16.40% (-0.02)

General attributes

ISIN	US16842Q1004
Symbol	CSSE
Exchange	Frankfurt
Currency	EUR
Sector	Media / Entertainment / Recreation
Security type	Stock
Market cap (m)	0 EUR
Benchmark	S&P 500

Market data

Bid (Bid size)	-
Ask (Ask size)	-
Open	0.0836 EUR
High	0.0836 EUR
Low	0.0836 EUR
Close (prev. day)	0.10 EUR
VWAP	0.10 EUR
Volume (pcs)	0
Trading volume	0.00
Number of trades	2
Last size	0

Performance and Risk

	6m	1y	3y
Perf (%)	-56.23%	-92.33%	-99.76%
Perf (abs.)	-0.11	-1.01	-34.92
Beta	-	-	-
Volatility	157.83	143.52	109.07

5y



Information about previous performance does not guarantee future performance.
Source: FactSet

Price data

Ø price 5 days Ø volume 5 days (pcs.)	0.1473 EUR (142)
Ø price 30 days Ø volume 30 days (pcs.)	0.2454 EUR (24)
Ø price 100 days Ø volume 100 days (pcs.)	0.2016 EUR (7)
Ø price 250 days Ø volume 250 days (pcs.)	0.3175 EUR (61)
YTD High date	0.3144 EUR (2024/05/02)
YTD Low date	0.0836 EUR (2024/07/02)
52 Weeks High date	1.1000 EUR (2023/07/11)
52 Weeks Low date	0.0836 EUR (2024/07/02)

Arbitrage views

Exchange	Date	Time	Price	Trading volume (mio.)	Number of trades
Stuttgart	2024/07/02	15:31	0.0943 EUR	0.00	4
Frankfurt	2024/07/02	18:00	0.0836 EUR	0.00	2
FINRA other OTC Issues	2024/09/18	20:03	0.0094 USD	0.00	26
Berlin	2024/07/03	08:39	0.1028 EUR	0.00	1

Company profile

Company Logo



Company Profile

-

Contact Details

CHICKEN SOUP FOR THE SOUL
ENTERTAIN.

--

Telefon: -

Fax: -

E-mail: -