

## CHICKEN SOUP FOR THE SOUL ENTERTAINMENT INC. CLASS A

ISIN: **US16842Q1004** WKN: **16842Q100**

## Overview

2024/07/02 18:00:08

Price  
0.0836 EURDifference  -16.40% (-0.02)

## General attributes

|                |                                    |
|----------------|------------------------------------|
| ISIN           | US16842Q1004                       |
| Symbol         | CSSE                               |
| Exchange       | Frankfurt                          |
| Currency       | EUR                                |
| Sector         | Media / Entertainment / Recreation |
| Security type  | Stock                              |
| Market cap (m) | 0 EUR                              |
| Benchmark      | S&P 500                            |

## Market data

|                   |            |
|-------------------|------------|
| Bid (Bid size)    | -          |
| Ask (Ask size)    | -          |
| Open              | 0.0836 EUR |
| High              | 0.0836 EUR |
| Low               | 0.0836 EUR |
| Close (prev. day) | 0.10 EUR   |
| VWAP              | 0.10 EUR   |
| Volume (pcs)      | 0          |
| Trading volume    | 0.00       |
| Number of trades  | 2          |
| Last size         | 0          |

## Futures and Options




|                 |   |
|-----------------|---|
| Related Futures | - |
| Related Options | - |

5y



Information about previous performance does not guarantee future performance.  
Source: FactSet

## Recent research

| on sector  |   | on market                     |   |
|------------|---|-------------------------------|---|
| Date       |   | Headline                      | Download  |
| 2024/09/11 |  | Global Equity Ratings         |  |
| 2024/09/11 |  | Aktienempfehlungen Global     |  |
| 2024/09/09 |  | Aktienempfehlungen Österreich |  |
| 2024/09/05 |  | Global Equity Ratings         |  |
| 2024/09/05 |  | Aktienempfehlungen Global     |  |

## Details

2024/07/02 18:00:08

**Price**  
0.0836 EUR

**Difference** ▼ -16.40% (-0.02)

## General attributes

|                |                                    |
|----------------|------------------------------------|
| ISIN           | US16842Q1004                       |
| Symbol         | CSSE                               |
| Exchange       | Frankfurt                          |
| Currency       | EUR                                |
| Sector         | Media / Entertainment / Recreation |
| Security type  | Stock                              |
| Market cap (m) | 0 EUR                              |
| Benchmark      | S&P 500                            |

## Market data

|                   |            |
|-------------------|------------|
| Bid (Bid size)    | -          |
| Ask (Ask size)    | -          |
| Open              | 0.0836 EUR |
| High              | 0.0836 EUR |
| Low               | 0.0836 EUR |
| Close (prev. day) | 0.10 EUR   |
| VWAP              | 0.10 EUR   |
| Volume (pcs)      | 0          |
| Trading volume    | 0.00       |
| Number of trades  | 2          |
| Last size         | 0          |

## Performance and Risk

|             | 6m      | 1y      | 3y      |
|-------------|---------|---------|---------|
| Perf (%)    | -56.23% | -92.33% | -99.76% |
| Perf (abs.) | -0.11   | -1.01   | -34.92  |
| Beta        | -       | -       | -       |
| Volatility  | 157.83  | 143.52  | 109.07  |

5y



Information about previous performance does not guarantee future performance.  
Source: FactSet

## Price data

|   |                         |
|---|-------------------------|
| Ø price 5 days   Ø volume 5 days (pcs.)     | 0.1473 EUR (142)        |
| Ø price 30 days   Ø volume 30 days (pcs.)   | 0.2454 EUR (24)         |
| Ø price 100 days   Ø volume 100 days (pcs.) | 0.2016 EUR (7)          |
| Ø price 250 days   Ø volume 250 days (pcs.) | 0.3175 EUR (61)         |
| YTD High   date                             | 0.3144 EUR (2024/05/02) |
| YTD Low   date                              | 0.0836 EUR (2024/07/02) |
| 52 Weeks High   date                        | 1.1000 EUR (2023/07/11) |
| 52 Weeks Low   date                         | 0.0836 EUR (2024/07/02) |

## Arbitrage views

| Exchange               | Date       | Time  | Price      | Trading volume (mio.) | Number of trades |
|------------------------|------------|-------|------------|-----------------------|------------------|
| Stuttgart              | 2024/07/02 | 15:31 | 0.0943 EUR | 0.00                  | 4                |
| Frankfurt              | 2024/07/02 | 18:00 | 0.0836 EUR | 0.00                  | 2                |
| FINRA other OTC Issues | 2024/09/17 | 21:51 | 0.01 USD   | 0.00                  | 38               |
| Berlin                 | 2024/07/03 | 08:39 | 0.1028 EUR | 0.00                  | 1                |

## Company profile

### Company Logo



### Company Profile

-

### Contact Details

CHICKEN SOUP FOR THE SOUL  
ENTERTAIN.

--

----

Telefon: -

Fax: -

E-mail: -