

## SONIC HEALTHCARE LTD.

ISIN: AU000000SHL7 WKN: SHL

## Overview

2024/07/17 22:26:21

Price  
16.244 EURDifference  0.10% (0.02)

## General attributes

ISIN	AU000000SHL7
Symbol	SHL
Exchange	Tradegate
Currency	EUR
Sector	Chemical / Pharmaceutical / Health
Security type	Stock
Market cap (m)	7,884 EUR
Benchmark	ASX ALL ORDINARIES INDEX

## Market data

Bid (Bid size)	16.316 EUR (430)
Ask (Ask size)	16.548 EUR (400)
Open	16.45 EUR
High	16.45 EUR
Low	16.22 EUR
Close (prev. day)	16.228 EUR
VWAP	16.38607 EUR
Volume (pcs)	590
Trading volume	9,667.78
Number of trades	2
Last size	-

## Futures and Options




Related Futures	-
Related Options	764

5y



Information about previous performance does not guarantee future performance.  
Source: FactSet

## Recent research

on sector			
Date		Headline	Download
2024/07/15		Aktienempfehlungen Global	
2024/07/12		Global Equity Ratings	
2024/07/09		Aktienempfehlungen Österreich	
2024/06/24		Aktienempfehlungen Österreich	
2024/06/21		Global Equity Ratings	

## Details

2024/07/17 22:26:21

### Price

16.244 EUR

 Difference ▲ 0.10% (0.02)

### General attributes

ISIN	AU000000SHL7
Symbol	SHL
Exchange	Tradegate
Currency	EUR
Sector	Chemical / Pharmaceutical / Health
Security type	Stock
Market cap (m)	7,884 EUR
Benchmark	ASX ALL ORDINARIES INDEX

### Market data

Bid (Bid size)	16.316 EUR (430)
Ask (Ask size)	16.548 EUR (400)
Open	16.45 EUR
High	16.45 EUR
Low	16.22 EUR
Close (prev. day)	16.228 EUR
VWAP	16.38607 EUR
Volume (pcs)	590
Trading volume	9,667.78
Number of trades	2
Last size	-

### Performance and Risk

	6m	1y	3y
Perf (%)	-13.73%	-25.69%	-33.43%
Perf (abs.)	-2.59	-5.62	-8.16
Beta	0.81	0.79	0.74
Volatility	28.39	25.53	27.89

5y



Information about previous performance does not guarantee future performance.  
Source: FactSet

### Price data

Ø price 5 days   Ø volume 5 days (pcs.)	16.269 EUR (401)
Ø price 30 days   Ø volume 30 days (pcs.)	16.035 EUR (458)
Ø price 100 days   Ø volume 100 days (pcs.)	16.337 EUR (702)
Ø price 250 days   Ø volume 250 days (pcs.)	17.788 EUR (605)
YTD High   date	19.990 EUR (2024/01/02)
YTD Low   date	14.522 EUR (2024/05/28)
52 Weeks High   date	21.880 EUR (2023/07/27)
52 Weeks Low   date	14.522 EUR (2024/05/28)

### Arbitrage views

Exchange <span>⊕</span>	Date	Time	Price	Trading volume (mio.)	Number of trades
Tradegate	2024/07/17	22:26	16.244 EUR	0.01	2
Stuttgart	2024/07/18	08:08	16.304 EUR	0.00	1
Munich	2024/07/18	08:11	16.308 EUR	0.00	1
Hamburg	2024/07/18	08:00	16.228 EUR	0.00	1
Frankfurt	2024/07/18	08:12	16.228 EUR	0.00	1

	07/18					
FINRA other OTC Issues	2024/07/17	15:52	17.648 USD	0.00		1
Duesseldorf	2024/07/18	09:30	16.26 EUR	0.00		2
Berlin	2024/07/18	08:08	16.304 EUR	0.00		1
Australian Securities Exchange	2024/07/18	08:10	26.68 AUD	25.67		8,961

## Company profile

### Company Logo



### Company Profile

-

### Contact Details

SONIC HEALTHCARE

--

95 Epping Road - NSW 2113 NORTH RYDE

Telefon: (02) 9855 5444

Fax: (02) 9878 5066

E-mail: [contactus@sonichealthcare.com](mailto:contactus@sonichealthcare.com)