

## AMCOR PLC

ISIN: AU000000AMC4

WKN: AMC

## Overview

2024/07/19 22:26:40

Price  
9.45 EURDifference  0.00% (0.00)

## General attributes

ISIN	AU000000AMC4
Symbol	AMC
Exchange	Tradegate
Currency	EUR
Sector	Chemical / Pharmaceutical / Health
Security type	Stock
Market cap (m)	0
Benchmark	S&P 500

## Market data

Bid (Bid size)	9.35 EUR (200)
Ask (Ask size)	9.50 EUR (200)
Open	9.50 EUR
High	9.50 EUR
Low	9.50 EUR
Close (prev. day)	9.45 EUR
VWAP	9.50 EUR
Volume (pcs)	1
Trading volume	9.50
Number of trades	1
Last size	-

## Futures and Options






Related Futures	-
Related Options	609

5y



Information about previous performance does not guarantee future performance.  
Source: FactSet

## Recent research

on sector		on market	
Date		Headline	Download
2024/07/15		Aktienempfehlungen Global	
2024/07/12		Global Equity Ratings	
2024/07/09		Aktienempfehlungen Österreich	
2024/06/24		Aktienempfehlungen Österreich	
2024/06/21		Global Equity Ratings	

## Details

2024/07/19 22:26:40

## Price

9.45 EUR

Difference  0.00% (0.00)

## General attributes

ISIN	AU000000AMC4
Symbol	AMC
Exchange	Tradegate
Currency	EUR
Sector	Chemical / Pharmaceutical / Health
Security type	Stock
Market cap (m)	0
Benchmark	S&P 500

## Market data

Bid (Bid size)	9.35 EUR (200)
Ask (Ask size)	9.50 EUR (200)
Open	9.50 EUR
High	9.50 EUR
Low	9.50 EUR
Close (prev. day)	9.45 EUR
VWAP	9.50 EUR
Volume (pcs)	1
Trading volume	9.50
Number of trades	1
Last size	-

## Performance and Risk

	6m	1y	3y
Perf (%)	+9.83%	+7.34%	-0.52%
Perf (abs.)	+0.85	+0.65	-0.05
Beta	-0.09	0.00	0.06
Volatility	23.44	21.62	28.18

5y



Information about previous performance does not guarantee future performance.  
Source: FactSet

## Price data

Ø price 5 days   Ø volume 5 days (pcs.)	9.30 EUR (571)
Ø price 30 days   Ø volume 30 days (pcs.)	9.19 EUR (306)
Ø price 100 days   Ø volume 100 days (pcs.)	8.92 EUR (273)
Ø price 250 days   Ø volume 250 days (pcs.)	8.75 EUR (276)
YTD High   date	9.75 EUR (2024/05/14)
YTD Low   date	7.90 EUR (2024/03/01)
52 Weeks High   date	9.75 EUR (2024/05/14)
52 Weeks Low   date	7.90 EUR (2024/03/01)

## All listings for AMCOR PLC

Exchange 	Date	Time	Price	Trading volume (mio.)	Number of trades
Tradegate	2024/07/19	22:26	9.45 EUR	0.00	1
Stuttgart	2024/07/19	09:32	9.35 EUR	0.00	4
Munich	2024/07/19	08:01	9.45 EUR	0.00	1
Frankfurt	2024/07/19	15:29	9.05 EUR	0.00	3
FINRA other OTC	2024/05/19	16:58	10.30 USD	0.01	2

Issues	13					
Duesseldorf	2024/07/19	19:30	9.30	EUR	0.00	6
Berlin	2024/07/19	08:13	9.35	EUR	0.00	3
Australian Securities Exchange	2024/07/19	08:10	15.36	AUD	41.72	5,555

## Company profile

### Company Logo



### Company Profile

-

### Contact Details

AMCOR

--

679 Victoria Street - VIC 3067 Abbotsford

Telefon: 61 3 9226 9000

Fax: 61 3 9226 9050

E-mail: [head.office@amcor.com.au](mailto:head.office@amcor.com.au)