

## INSURANCE AUSTRALIA GROUP LTD.

ISIN: AU000000IAG3 WKN: IAG

## Overview

2024/07/17 22:02:08

Price  
4.36 EURDifference  -1.36% (-0.06)

## General attributes

ISIN	AU000000IAG3
Symbol	IAG
Exchange	Tradegate
Currency	EUR
Sector	Financial
Security type	Stock
Market cap (m)	10,380 EUR
Benchmark	ASX ALL ORDINARIES INDEX

## Market data

Bid (Bid size)	4.28 EUR (1,637)
Ask (Ask size)	4.48 EUR (1,558)
Open	4.36 EUR
High	4.36 EUR
Low	4.36 EUR
Close (prev. day)	4.42 EUR
VWAP	4.30 EUR
Volume (pcs)	-
Trading volume	-
Number of trades	1
Last size	-

## Futures and Options

Related Futures	-
Related Options	608




5y



Information about previous performance does not guarantee future performance.  
Source: FactSet

## Recent research

on sector

Date	Headline	Download
2024/07/15	 Aktienempfehlungen Global	
2024/07/12	 Global Equity Ratings	
2024/07/09	 Aktienempfehlungen Österreich	
2024/06/28	 Equity Weekly	
2024/06/24	 Aktienempfehlungen Österreich	

## Details

2024/07/17 22:02:08

## Price

4.36 EUR

Difference ▼ -1.36% (-0.06)

## General attributes

ISIN	AU000000IAG3
Symbol	IAG
Exchange	Tradegate
Currency	EUR
Sector	Financial
Security type	Stock
Market cap (m)	10,380 EUR
Benchmark	ASX ALL ORDINARIES INDEX

## Market data

Bid (Bid size)	4.28 EUR (1,637)
Ask (Ask size)	4.48 EUR (1,558)
Open	4.36 EUR
High	4.36 EUR
Low	4.36 EUR
Close (prev. day)	4.42 EUR
VWAP	4.30 EUR
Volume (pcs)	-
Trading volume	-
Number of trades	1
Last size	-

## Performance and Risk

	6m	1y	3y
Perf (%)	+26.74%	+25.29%	+40.65%
Perf (abs.)	+0.92	+0.88	+1.26
Beta	0.62	0.44	0.53
Volatility	21.82	22.43	25.51



Information about previous performance does not guarantee future performance.  
Source: FactSet

## Price data

Ø price 5 days   Ø volume 5 days (pcs.)	4.41 EUR (4)
Ø price 30 days   Ø volume 30 days (pcs.)	4.22 EUR (323)
Ø price 100 days   Ø volume 100 days (pcs.)	3.96 EUR (194)
Ø price 250 days   Ø volume 250 days (pcs.)	3.69 EUR (149)
YTD High   date	4.48 EUR (2024/07/04)
YTD Low   date	3.42 EUR (2024/01/15)
52 Weeks High   date	4.48 EUR (2024/07/04)
52 Weeks Low   date	3.28 EUR (2023/10/05)

## Arbitrage views

Exchange <input type="checkbox"/>	Date	Time	Price	Trading volume (mio.)	Number of trades
Tradegate	2024/07/17	22:02	4.36 EUR	0.00	1
Stuttgart	2024/07/18	08:08	4.28 EUR	0.00	1
Hamburg	2024/07/18	08:00	4.26 EUR	0.00	1
Frankfurt	2024/07/18	08:00	4.26 EUR	0.00	1
FINRA other OTC Issues	2024/05/17	17:36	4.20 USD	0.00	2

	15						
Duesseldorf	2024/07/18	09:30	4.26	EUR	0.00		2
Berlin	2024/07/18	08:08	4.28	EUR	0.00		1
Australian Securities Exchange	2024/07/18	08:10	7.12	AUD	24.78		4,596

## Company profile

### Company Logo



### Contact Details

INSURANCE AUSTRALIA GROUP LTD.

--

Level 21, 388 George Street - NSW 2000 Sydney

Telefon: 02 9292 9222

Fax: 02 9292 8072

E-mail: investor.relations@iag.com.au

### Company Profile

-

#### Members of Management Board

Nick Hawkins Chairman of Managing Board

Amanda Whiting Member of Executive Committee

Christine Stasi Member of Executive Committee

Craig Olsen Member of Executive Committee

David Watts Member of Executive Committee

Julie Batch Member of Executive Committee

Michelle McPherson Member of Executive Committee

Neil Morgan Member of Executive Committee

Peter Horton Member of Executive Committee

#### Board of directors

Thomas Pockett Chairman of Supervisory Board

Helen Nugent Member of Supervisory Board

David Armstrong Member of Supervisory Board

George Sartorel Member of Supervisory Board

George Savvides Member of Supervisory Board

Jonathan Nicholson Member of Supervisory Board

Michelle Tredenick Member of Supervisory Board

Scott Pickering Member of Supervisory Board

Simon Allen Member of Supervisory Board

Wendy Thorpe Member of Supervisory Board