

MIRVAC GROUP

ISIN: AU000000MGR9

WKN: MGR

Overview

2024/07/18 22:02:12

Price
1.2828 EURDifference  -1.88% (-0.02)

General attributes

ISIN	AU000000MGR9
Symbol	MGR
Exchange	Tradegate
Currency	EUR
Sector	Other
Security type	Stock
Market cap (m)	0
Benchmark	ASX ALL ORDINARIES INDEX

Market data

Bid (Bid size)	1.2428 EUR (1,400)
Ask (Ask size)	1.3226 EUR (1,300)
Open	1.2828 EUR
High	1.2828 EUR
Low	1.2828 EUR
Close (prev. day)	1.3074 EUR
VWAP	1.101 EUR
Volume (pcs)	-
Trading volume	-
Number of trades	1
Last size	-

Futures and Options

Related Futures	-
Related Options	515




5y



Information about previous performance does not guarantee future performance.
Source: FactSet

Recent research

on sector

Date	Headline	Download
2024/07/15	 Aktienempfehlungen Global	
2024/07/12	 Global Equity Ratings	
2024/07/09	 Aktienempfehlungen Österreich	
2024/07/05	 Equity Weekly	
2024/06/24	 Aktienempfehlungen Österreich	

Details

2024/07/18 22:02:12

Price

1.2828 EUR

Difference ▼ -1.88% (-0.02)

General attributes

ISIN	AU000000MGR9
Symbol	MGR
Exchange	Tradegate
Currency	EUR
Sector	Other
Security type	Stock
Market cap (m)	0
Benchmark	ASX ALL ORDINARIES INDEX

Market data

Bid (Bid size)	1.2428 EUR (1,400)
Ask (Ask size)	1.3226 EUR (1,300)
Open	1.2828 EUR
High	1.2828 EUR
Low	1.2828 EUR
Close (prev. day)	1.3074 EUR
VWAP	1.101 EUR
Volume (pcs)	-
Trading volume	-
Number of trades	1
Last size	-

Performance and Risk

	6m	1y	3y
Perf (%)	+2.80%	-8.68%	-28.03%
Perf (abs.)	+0.04	-0.12	-0.50
Beta	1.61	1.45	1.11
Volatility	28.42	29.81	29.38

5y



Information about previous performance does not guarantee future performance.

Source: FactSet

Price data

Ø price 5 days Ø volume 5 days (pcs.)	1.2925 EUR (0)
Ø price 30 days Ø volume 30 days (pcs.)	1.1948 EUR (126)
Ø price 100 days Ø volume 100 days (pcs.)	1.2674 EUR (171)
Ø price 250 days Ø volume 250 days (pcs.)	1.2829 EUR (104)
YTD High date	1.4370 EUR (2024/04/02)
YTD Low date	1.1010 EUR (2024/07/08)
52 Weeks High date	1.4510 EUR (2023/07/27)
52 Weeks Low date	1.0738 EUR (2023/10/26)

All listings for MIRVAC GROUP

Exchange	Date	Time	Price	Trading volume (mio.)	Number of trades
Tradegate	2024/07/18	22:02	1.2828 EUR	0.00	1
Stuttgart	2024/07/18	08:08	1.2632 EUR	0.00	3
Frankfurt	2024/07/18	08:12	1.2446 EUR	0.00	2
FINRA other OTC Issues	2024/07/10	19:33	1.255 USD	0.00	1
Duesseldorf	2024/	19:30	1.2424 EUR	0.00	7

	07/18				
Australian Securities Exchange	2024/07/18	08:10	2.08 AUD	42.85	5,687

Company profile

Company Logo



Contact Details

MIRVAC GROUP

--

40 Miller Street - NSW 2060 Sydney

Telefon: 02 9080-8000

Fax: 02 9004-8460

E-mail: -

Company Profile

-

Members of Management Board

Susan Lloyd-Hurwitz	Chairman of Managing Board
Brett Draffen	Member of Executive Committee
Campbell Hanan	Member of Executive Committee
Chris Akayan	Member of Executive Committee
Courtenay Smith	Member of Executive Committee
Stuart Penklis	Member of Executive Committee
William Payne	Member of Executive Committee

Board of directors

Alan Sindel	Chairman of Supervisory Board
Christine Bartlett	Member of Supervisory Board
Damien Frawley	Member of Supervisory Board
James Cain	Member of Supervisory Board
Jane Hewitt	Member of Supervisory Board
Peter Nash	Member of Supervisory Board