

## AMCOR PLC

ISIN: AU000000AMC4

WKN: AMC

## Overview

2024/07/16 15:29:01

Price  
8.70 EURDifference  -0.57% (-0.05)

## General attributes

ISIN	AU000000AMC4
Symbol	AMC
Exchange	Frankfurt
Currency	EUR
Sector	Chemical / Pharmaceutical / Health
Security type	Stock
Market cap (m)	0
Benchmark	S&P 500

## Market data

Bid (Bid size)	-
Ask (Ask size)	-
Open	8.70 EUR
High	8.70 EUR
Low	8.70 EUR
Close (prev. day)	8.75 EUR
VWAP	9.51111 EUR
Volume (pcs)	0
Trading volume	0.00
Number of trades	5
Last size	0

## Futures and Options





Related Futures	-
Related Options	689

5y



Information about previous performance does not guarantee future performance.  
Source: FactSet

## Recent research

on sector		on market	
Date		Headline	Download
2024/07/15		Aktienempfehlungen Global	
2024/07/12		Global Equity Ratings	
2024/07/09		Aktienempfehlungen Österreich	
2024/06/24		Aktienempfehlungen Österreich	
2024/06/21		Global Equity Ratings	

## Details

2024/07/16 15:29:01

## Price

8.70 EUR

Difference  -0.57% (-0.05)

## General attributes

ISIN	AU000000AMC4
Symbol	AMC
Exchange	Frankfurt
Currency	EUR
Sector	Chemical / Pharmaceutical / Health
Security type	Stock
Market cap (m)	0
Benchmark	S&P 500

## Market data

Bid (Bid size)	-
Ask (Ask size)	-
Open	8.70 EUR
High	8.70 EUR
Low	8.70 EUR
Close (prev. day)	8.75 EUR
VWAP	9.51111 EUR
Volume (pcs)	0
Trading volume	0.00
Number of trades	5
Last size	0

## Performance and Risk

	6m	1y	3y
Perf (%)	+3.57%	+1.75%	-7.45%
Perf (abs.)	+0.30	+0.15	-0.70
Beta	-0.01	0.05	0.07
Volatility	47.77	43.24	46.98

5y



Information about previous performance does not guarantee future performance.  
Source: FactSet

## Price data

Ø price 5 days   Ø volume 5 days (pcs.)	8.69 EUR (0)
Ø price 30 days   Ø volume 30 days (pcs.)	8.88 EUR (29)
Ø price 100 days   Ø volume 100 days (pcs.)	8.54 EUR (42)
Ø price 250 days   Ø volume 250 days (pcs.)	8.41 EUR (46)
YTD High   date	9.75 EUR (2024/06/03)
YTD Low   date	7.85 EUR (2024/02/29)
52 Weeks High   date	9.75 EUR (2024/06/03)
52 Weeks Low   date	7.70 EUR (2023/10/25)

## All listings for AMCOR PLC

Exchange 	Date	Time	Price	Trading volume (mio.)	Number of trades
Tradegate	2024/07/16	22:26	9.10 EUR	0.00	1
Stuttgart	2024/07/16	10:32	9.00 EUR	0.00	4
Munich	2024/07/16	08:29	9.05 EUR	0.00	1
Frankfurt	2024/07/16	15:29	8.70 EUR	0.00	5
FINRA other OTC	2024/05/16	16:58	10.30 USD	0.01	2

Issues	13					
Duesseldorf	2024/07/ 16	19:30	8.95 EUR	0.00		6
Berlin	2024/07/ 16	08:13	9.00 EUR	0.00		3
Australian Securities Exchange	2024/07/ 16	08:10	14.66 AUD	15.22		4,878

## Company profile

### Company Logo



### Company Profile

-

### Contact Details

AMCOR

--

679 Victoria Street - VIC 3067 Abbotsford

Telefon: 61 3 9226 9000

Fax: 61 3 9226 9050

E-mail: [head.office@amcor.com.au](mailto:head.office@amcor.com.au)