

## AMCOR PLC

ISIN: AU000000AMC4

WKN: AMC

## Overview

2024/07/16 08:29:16

Price  
9.05 EURDifference  0.00% (0.00)

## General attributes

|                |                                    |
|----------------|------------------------------------|
| ISIN           | AU000000AMC4                       |
| Symbol         | AMC                                |
| Exchange       | Munich                             |
| Currency       | EUR                                |
| Sector         | Chemical / Pharmaceutical / Health |
| Security type  | Stock                              |
| Market cap (m) | 0                                  |
| Benchmark      | S&P 500                            |

## Market data

|                   |          |
|-------------------|----------|
| Bid (Bid size)    | -        |
| Ask (Ask size)    | -        |
| Open              | 9.05 EUR |
| High              | 9.05 EUR |
| Low               | 9.05 EUR |
| Close (prev. day) | 9.05 EUR |
| VWAP              | 9.05 EUR |
| Volume (pcs)      | 0        |
| Trading volume    | 0.00     |
| Number of trades  | 1        |
| Last size         | 0        |

## Futures and Options





|                 |     |
|-----------------|-----|
| Related Futures | -   |
| Related Options | 689 |

5y



Information about previous performance does not guarantee future performance.  
Source: FactSet

## Recent research

| on sector  |   | on market                     |   |
|------------|---|-------------------------------|---|
| Date       |   | Headline                      | Download  |
| 2024/07/15 |  | Aktienempfehlungen Global     |  |
| 2024/07/12 |  | Global Equity Ratings         |  |
| 2024/07/09 |  | Aktienempfehlungen Österreich |  |
| 2024/06/24 |  | Aktienempfehlungen Österreich |  |
| 2024/06/21 |  | Global Equity Ratings         |  |

## Details

2024/07/16 08:29:16

## Price

9.05 EUR

Difference ➔ 0.00% (0.00)

## General attributes

|                |                                    |
|----------------|------------------------------------|
| ISIN           | AU000000AMC4                       |
| Symbol         | AMC                                |
| Exchange       | Munich                             |
| Currency       | EUR                                |
| Sector         | Chemical / Pharmaceutical / Health |
| Security type  | Stock                              |
| Market cap (m) | 0                                  |
| Benchmark      | S&P 500                            |

## Market data

|                   |          |
|-------------------|----------|
| Bid (Bid size)    | -        |
| Ask (Ask size)    | -        |
| Open              | 9.05 EUR |
| High              | 9.05 EUR |
| Low               | 9.05 EUR |
| Close (prev. day) | 9.05 EUR |
| VWAP              | 9.05 EUR |
| Volume (pcs)      | 0        |
| Trading volume    | 0.00     |
| Number of trades  | 1        |
| Last size         | 0        |

## Performance and Risk

|             | 6m     | 1y     | 3y     |
|-------------|--------|--------|--------|
| Perf (%)    | +2.26% | +1.12% | -7.65% |
| Perf (abs.) | +0.20  | +0.10  | -0.75  |
| Beta        | -0.01  | 0.05   | 0.07   |
| Volatility  | 16.44  | 15.61  | 14.49  |

5y



Information about previous performance does not guarantee future performance.  
Source: FactSet

## Price data

|   |                       |
|---|-----------------------|
| Ø price 5 days   Ø volume 5 days (pcs.)     | 8.98 EUR (0)          |
| Ø price 30 days   Ø volume 30 days (pcs.)   | 9.17 EUR (35)         |
| Ø price 100 days   Ø volume 100 days (pcs.) | 8.89 EUR (18)         |
| Ø price 250 days   Ø volume 250 days (pcs.) | 8.76 EUR (11)         |
| YTD High   date                             | 9.55 EUR (2024/05/14) |
| YTD Low   date                              | 8.25 EUR (2024/02/29) |
| 52 Weeks High   date                        | 9.55 EUR (2024/05/14) |
| 52 Weeks Low   date                         | 8.00 EUR (2023/10/24) |

## All listings for AMCOR PLC

| Exchange <span style="color: green;">⬆</span> | Date       | Time  | Price     | Trading volume (mio.) | Number of trades |
|---|------------|-------|-----------|-----------------------|------------------|
| Tradegate                                     | 2024/07/16 | 22:26 | 9.10 EUR  | 0.00                  | 1                |
| Stuttgart                                     | 2024/07/16 | 10:32 | 9.00 EUR  | 0.00                  | 4                |
| Munich  | 2024/07/16 | 08:29 | 9.05 EUR  | 0.00                  | 1                |
| Frankfurt                                     | 2024/07/16 | 15:29 | 8.70 EUR  | 0.00                  | 5                |
| FINRA other OTC                               | 2024/05/16 | 16:58 | 10.30 USD | 0.01                  | 2                |

|                                   |                |       |           |       |  |       |
|-----------------------------------|----------------|-------|-----------|-------|--|-------|
| Issues                            | 13             |       |           |       |  |       |
| Duesseldorf                       | 2024/07/<br>16 | 19:30 | 8.95 EUR  | 0.00  |  | 6     |
| Berlin                            | 2024/07/<br>16 | 08:13 | 9.00 EUR  | 0.00  |  | 3     |
| Australian Securities<br>Exchange | 2024/07/<br>16 | 08:10 | 14.66 AUD | 15.22 |  | 4,878 |

## Company profile

### Company Logo



### Company Profile

-

### Contact Details

AMCOR

--

679 Victoria Street - VIC 3067 Abbotsford

Telefon: 61 3 9226 9000

Fax: 61 3 9226 9050

E-mail: [head.office@amcor.com.au](mailto:head.office@amcor.com.au)