

AMCOR PLC

ISIN: **AU000000AMC4**WKN: **AMC**

Overview

2024/04/29 08:09:18

Price
8.45 EURDifference  0.00% (0.00)

General attributes

ISIN	AU000000AMC4
Symbol	AMC
Exchange	Munich
Currency	EUR
Sector	Chemical / Pharmaceutical / Health
Security type	Stock
Market cap (m)	0
Benchmark	S&P 500

Market data

Bid (Bid size)	-
Ask (Ask size)	-
Open	8.45 EUR
High	8.45 EUR
Low	8.45 EUR
Close (prev. day)	8.45 EUR
VWAP	8.55 EUR
Volume (pcs)	0
Trading volume	0.00
Number of trades	1
Last size	0

Futures and Options










Related Futures	-
Related Options	658

5y



Information about previous performance does not guarantee future performance.
Source: FactSet

Recent research

on sector		on market	
Date		Headline	Download
2024/04/29		Aktienempfehlungen Österreich	
2024/04/26		Global Equity Ratings	
2024/04/26		Aktienempfehlungen Global	
2024/04/15		Aktienempfehlungen Österreich	
2024/04/03		Global Equity Ratings	

Details

2024/04/29 08:09:18

Price

8.45 EUR

Difference ➔ 0.00% (0.00)

General attributes

ISIN	AU000000AMC4
Symbol	AMC
Exchange	Munich
Currency	EUR
Sector	Chemical / Pharmaceutical / Health
Security type	Stock
Market cap (m)	0
Benchmark	S&P 500

Market data

Bid (Bid size)	-
Ask (Ask size)	-
Open	8.45 EUR
High	8.45 EUR
Low	8.45 EUR
Close (prev. day)	8.45 EUR
VWAP	8.55 EUR
Volume (pcs)	0
Trading volume	0.00
Number of trades	1
Last size	0

Performance and Risk

	6m	1y	3y
Perf (%)	+2.42%	-13.78%	-12.44%
Perf (abs.)	+0.20	-1.35	-1.20
Beta	-0.14	0.08	0.08
Volatility	10.96	16.74	13.44

5y



Information about previous performance does not guarantee future performance.
Source: FactSet

Price data

Ø price 5 days Ø volume 5 days (pcs.)	8.45 EUR (0)
Ø price 30 days Ø volume 30 days (pcs.)	8.50 EUR (12)
Ø price 100 days Ø volume 100 days (pcs.)	8.62 EUR (16)
Ø price 250 days Ø volume 250 days (pcs.)	8.75 EUR (9)
YTD High date	8.90 EUR (2024/01/12)
YTD Low date	8.25 EUR (2024/02/29)
52 Weeks High date	10.00 EUR (2023/05/02)
52 Weeks Low date	8.00 EUR (2023/10/24)

All listings for AMCOR PLC

Exchange ⊕	Date	Time	Price	Trading volume (mio.)	Number of trades
Tradegate	2024/04/29	22:26	8.45 EUR	0.00	1
Stuttgart	2024/04/29	10:31	8.40 EUR	0.00	4
Munich	2024/04/29	08:09	8.45 EUR	0.00	1
Frankfurt	2024/04/29	15:29	8.10 EUR	0.00	5
FINRA other OTC	2024/	21:53	9.3009 USD	3.72	2

Issues	04/02					
Duesseldorf	2024/ 04/29	19:30	8.35 EUR	0.00		7
Berlin	2024/ 04/29	08:13	8.40 EUR	0.00		2
Australian Securities Exchange	2024/ 04/29	08:10	13.81 AUD	17.20		4,050

Company profile

Company Logo



Company Profile

-

Contact Details

AMCOR

--

679 Victoria Street - VIC 3067 Abbotsford

Telefon: 61 3 9226 9000

Fax: 61 3 9226 9050

E-mail: head.office@amcor.com.au