

HOYA CORP

ISIN: JP3837800006

WKN: 7741

Overview

2024/07/12 08:08:00

Price

118.10 EUR

Difference  0.43% (0.50)

General attributes

ISIN	JP3837800006
Symbol	7741
Exchange	Frankfurt
Currency	EUR
Sector	Chemical / Pharmaceutical / Health
Security type	Stock
Market cap (m)	41,814 EUR
Benchmark	NIKKEI 225

Market data

Bid (Bid size)	-
Ask (Ask size)	-
Open	118.10 EUR
High	118.10 EUR
Low	118.10 EUR
Close (prev. day)	117.60 EUR
VWAP	119.18 EUR
Volume (pcs)	0
Trading volume	0.00
Number of trades	2
Last size	0

Futures and Options




Related Futures	-
Related Options	-

5y



Information about previous performance does not guarantee future performance.
Source: FactSet

Recent research

on sector		on market	
Date		Headline	Download
2024/07/12		Global Equity Ratings	
2024/07/12		Aktienempfehlungen Global	
2024/07/09		Aktienempfehlungen Österreich	
2024/06/24		Aktienempfehlungen Österreich	
2024/06/21		Global Equity Ratings	

Details

2024/07/12 08:08:00

Price

118.10 EUR

Difference ▲ 0.43% (0.50)

General attributes

ISIN	JP3837800006
Symbol	7741
Exchange	Frankfurt
Currency	EUR
Sector	Chemical / Pharmaceutical / Health
Security type	Stock
Market cap (m)	41,814 EUR
Benchmark	NIKKEI 225

Market data

Bid (Bid size)	-
Ask (Ask size)	-
Open	118.10 EUR
High	118.10 EUR
Low	118.10 EUR
Close (prev. day)	117.60 EUR
VWAP	119.18 EUR
Volume (pcs)	0
Trading volume	0.00
Number of trades	2
Last size	0

Performance and Risk

	6m	1y	3y
Perf (%)	+4.51%	+14.72%	+3.69%
Perf (abs.)	+5.10	+15.15	+4.20
Beta	0.98	1.08	1.21
Volatility	33.44	34.15	35.39

5y



Information about previous performance does not guarantee future performance.
Source: FactSet

Price data

Ø price 5 days Ø volume 5 days (pcs.)	116.66 EUR (50)
Ø price 30 days Ø volume 30 days (pcs.)	112.11 EUR (155)
Ø price 100 days Ø volume 100 days (pcs.)	112.29 EUR (82)
Ø price 250 days Ø volume 250 days (pcs.)	107.03 EUR (69)
YTD High date	123.05 EUR (2024/03/01)
YTD Low date	102.65 EUR (2024/04/11)
52 Weeks High date	123.05 EUR (2024/03/01)
52 Weeks Low date	87.36 EUR (2023/10/31)

Arbitrage views

Exchange ⊕	Date	Time	Price	Trading volume (mio.)	Number of trades
Tradegate	2024/07/12	22:26	119.40 EUR	0.01	3
Tokyo Stock Exchange	2024/07/12	08:00	20,525.00 JPY	272.77	3,578
Stuttgart	2024/07/12	08:06	118.20 EUR	0.00	3
Munich	2024/07/12	08:26	118.20 EUR	0.00	2
Hanover	2024/07/12	08:01	118.20 EUR	0.00	3

	12					
Frankfurt	2024/07/12	08:08	118.10 EUR	0.00		2
FINRA other OTC Issues	2024/07/09	20:27	122.16 USD	0.02		2
Duesseldorf	2024/07/12	19:30	118.85 EUR	0.00		7
Berlin	2024/07/12	21:05	119.65 EUR	0.00		9

Company profile

Company Logo



Contact Details

HOYA CORP.

--

Nittochi Nishishinjuku Building 20/F, 6-10-1
Nishi-Shinjuku - 160-8347 Tokyo

Telefon: +81-3-6911-4811

Fax: +

E-mail: -

Company Profile

-

Members of Management Board

Eiichiro Ikeda	Chairman of Managing Board
Ryo Hirooka	Member of Executive Committee
Tomoko Nakagawa	Member of Executive Committee

Board of directors

Hiroaki Yoshihara	Member of Supervisory Board
Hiroshi Suzuki	Member of Supervisory Board
Mika Nishimura	Member of Supervisory Board
Mitsudo Urano	Member of Supervisory Board
Shuzo Kaihori	Member of Supervisory Board
Yasuyuki Abe	Member of Supervisory Board
Yukako Uchinaga	Member of Supervisory Board