

ALFEN NV EUR0.10

ISIN: NL0012817175 WKN: -

Overview

2024/04/15 16:38:09

Price
40.70 USDDifference  -18.68% (-9.35)

General attributes

ISIN	NL0012817175
Symbol	ALFEN
Exchange	FINRA other OTC Issues
Currency	USD
Sector	Utilities
Security type	Stock
Market cap (m)	345 EUR
Benchmark	AMSTERDAM EXCHANGES INDEX

Market data

Bid (Bid size)	-
Ask (Ask size)	-
Open	40.70 USD
High	40.70 USD
Low	40.70 USD
Close (prev. day)	50.05 USD
VWAP	40.70 USD
Volume (pcs)	100
Trading volume	4,070.00
Number of trades	1
Last size	100

Futures and Options





Related Futures	-
Related Options	661

5y



Information about previous performance does not guarantee future performance.
Source: FactSet

Recent research

on sector	on market		
Date		Headline	Download
2024/07/29		Aktienempfehlungen Österreich	
2024/07/26		Equity Weekly	
2024/07/24		Global Equity Ratings	
2024/07/24		Aktienempfehlungen Global	
2024/07/15		Aktienempfehlungen Global	

Details

2024/04/15 16:38:09

Price

40.70 USD

Difference ▼ -18.68% (-9.35)

General attributes

ISIN	NL0012817175
Symbol	ALFEN
Exchange	FINRA other OTC Issues
Currency	USD
Sector	Utilities
Security type	Stock
Market cap (m)	345 EUR
Benchmark	AMSTERDAM EXCHANGES INDEX

Market data

Bid (Bid size)	-
Ask (Ask size)	-
Open	40.70 USD
High	40.70 USD
Low	40.70 USD
Close (prev. day)	50.05 USD
VWAP	40.70 USD
Volume (pcs)	100
Trading volume	4,070.00
Number of trades	1
Last size	100

Performance and Risk

	6m	1y	3y
Perf (%)	-	-	-
Perf (abs.)	-	-	-
Beta	1.68	1.79	1.19
Volatility	-	3.86	16.96

5y



Information about previous performance does not guarantee future performance.
Source: FactSet

Price data

Ø price 5 days Ø volume 5 days (pcs.)	- USD (-)
Ø price 30 days Ø volume 30 days (pcs.)	- USD (-)
Ø price 100 days Ø volume 100 days (pcs.)	40.70 USD (1)
Ø price 250 days Ø volume 250 days (pcs.)	46.78 USD (10)
YTD High date	40.70 USD (2024/04/15)
YTD Low date	40.70 USD (2024/04/15)
52 Weeks High date	50.05 USD (2023/12/07)
52 Weeks Low date	40.70 USD (2024/04/15)

Arbitrage views

Exchange	Date	Time	Price	Trading volume (mio.)	Number of trades
Xetra	2024/07/29	17:35	16.65 EUR	0.00	1
Vienna Stock Exchange	2024/07/29	15:30	16.385 EUR	0.00	4
Tradegate	2024/07/29	22:26	16.15 EUR	0.12	83
Stuttgart	2024/07/29	08:00	16.205 EUR	0.00	3

Munich	2024/ 07/29	08:11	16.27 EUR	0.00	2
London Stock Exchange European Trade Reporting	2024/ 07/29	17:30	16.2925 EUR	0.00	2
Frankfurt	2024/ 07/29	11:10	16.50 EUR	0.01	2
FINRA other OTC Issues	2024/ 04/15	16:38	40.70 USD	0.00	1
Euronext Milan MTF Trading After Hours	-	-	-	0.00	-
Euronext Amsterdam	2024/ 07/29	17:35	15.885 EUR	2.66	882
Duesseldorf	2024/ 07/29	08:10	16.15 EUR	0.00	2
Berlin	2024/ 07/29	21:50	16.28 EUR	0.00	19

Company profile

Company Logo



Contact Details

ALFEN NV

- -

Hefbrugweg 28 - 1332 AP Almere

Telefon: +31-36-549-34-00

Fax: +

E-mail: info@alfen.com

Company Profile

-

Members of Management Board

Marco Roeleveld	Chairman of Managing Board
--------------------	-------------------------------

Anne van Nood	Member of Executive Committee
---------------	----------------------------------

Bart Kempen	Member of Executive Committee
-------------	----------------------------------

Jeroen van Rossen	Member of Executive Committee
----------------------	----------------------------------

Michelle Lesh	Member of Executive Committee
---------------	----------------------------------

Board of directors

Henk ten Hove	Chairman of Supervisory Board
---------------	----------------------------------

Jeanine van der Vlist	Member of Supervisory Board
--------------------------	--------------------------------

Maria Anhalt	Member of Supervisory Board
--------------	--------------------------------

Willem Ackermans	Member of Supervisory Board
---------------------	--------------------------------