

## NOVA CANNABIS INC.

ISIN: CA66980W1041 WKN: -

## Overview

2024/08/16 08:08:01

Price  
1.13 EURDifference  0.89% (0.01)

## General attributes

ISIN	CA66980W1041
Symbol	NOVC
Exchange	Munich
Currency	EUR
Sector	Commerce
Security type	Stock
Market cap (m)	71 EUR
Benchmark	S&P/TSX 60 INDEX

## Market data

Bid (Bid size)	-
Ask (Ask size)	-
Open	1.13 EUR
High	1.13 EUR
Low	1.13 EUR
Close (prev. day)	1.12 EUR
VWAP	1.08568 EUR
Volume (pcs)	0
Trading volume	0.00
Number of trades	1
Last size	0

## Futures and Options








Related Futures	-
Related Options	-

5y



Information about previous performance does not guarantee future performance.  
Source: FactSet

## Recent research

on sector	Date	Headline	Download
	2024/08/12	 Global Equity Ratings	
	2024/08/12	 Aktienempfehlungen Global	
	2024/07/24	 Global Equity Ratings	
	2024/07/24	 Aktienempfehlungen Global	
	2024/07/15	 Aktienempfehlungen Global	

## Details

2024/08/16 08:08:01

## Price

1.13 EUR

Difference ▲ 0.89% (0.01)

## General attributes

ISIN	CA66980W1041
Symbol	NOVC
Exchange	Munich
Currency	EUR
Sector	Commerce
Security type	Stock
Market cap (m)	71 EUR
Benchmark	S&P/TSX 60 INDEX

## Market data

Bid (Bid size)	-
Ask (Ask size)	-
Open	1.13 EUR
High	1.13 EUR
Low	1.13 EUR
Close (prev. day)	1.12 EUR
VWAP	1.08568 EUR
Volume (pcs)	0
Trading volume	0.00
Number of trades	1
Last size	0

## Performance and Risk

	6m	1y	3y
Perf (%)	+15.46%	+235.33%	-34.20%
Perf (abs.)	+0.15	+0.79	-0.58
Beta	0.33	0.47	0.49
Volatility	63.09	76.49	76.30

5y



Information about previous performance does not guarantee future performance.  
Source: FactSet

## Price data

Ø price 5 days   Ø volume 5 days (pcs.)	1.02 EUR (880)
Ø price 30 days   Ø volume 30 days (pcs.)	0.87 EUR (147)
Ø price 100 days   Ø volume 100 days (pcs.)	0.92 EUR (80)
Ø price 250 days   Ø volume 250 days (pcs.)	0.77 EUR (112)
YTD High   date	1.29 EUR (2024/03/05)
YTD Low   date	0.61 EUR (2024/01/02)
52 Weeks High   date	1.29 EUR (2024/03/05)
52 Weeks Low   date	0.33 EUR (2023/08/16)

## Arbitrage views

Exchange <span>⊕</span>	Date	Time	Price	Trading volume (mio.)	Number of trades
Tradegate	2024/08/16	22:02	1.15 EUR	0.00	2
Toronto Stock Exchange	2024/08/16	22:00	1.73 CAD	0.49	73
Stuttgart	2023/07/14	15:59	0.342 EUR	0.00	3
Munich	2024/08/16	08:08	1.13 EUR	0.00	1
Frankfurt	2024/08/16	08:08	1.13 EUR	0.00	1

	16						
FINRA other OTC Issues	2024/08/16	20:33	1.2729 USD	0.01		9	
Duesseldorf	2024/08/16	08:12	1.1266 EUR	0.00		1	
Berlin	2024/08/16	20:22	1.15 EUR	0.00		13	

## Company profile

### Company Logo

**NOVA**  
CANNABIS

### Company Profile

-

### Contact Details

NOVA CANNABIS

--

Stony Plain Road, #101 17220 T5S 1K6  
Edmonton

Telefon: +1-855-702-7400

Fax: -

E-mail: [info@novacannabisstore.com](mailto:info@novacannabisstore.com)