

NOVA CANNABIS INC.

ISIN: CA66980W1041 WKN: -

Overview

2024/10/18 19:10:07

Price
1.15 EURDifference  0.88% (0.01)

General attributes

ISIN	CA66980W1041
Symbol	NOVC
Exchange	Berlin
Currency	EUR
Sector	Commerce
Security type	Stock
Market cap (m)	73 EUR
Benchmark	S&P/TSX 60 INDEX

Market data

Bid (Bid size)	-
Ask (Ask size)	-
Open	1.16 EUR
High	1.18 EUR
Low	1.14 EUR
Close (prev. day)	1.14 EUR
VWAP	-
Volume (pcs)	0
Trading volume	0.00
Number of trades	13
Last size	0

Futures and Options











Related Futures	-
Related Options	-

5y



Information about previous performance does not guarantee future performance.
Source: FactSet

Recent research

on sector	Date	Headline	Download
	2024/09/27	 Global Equity Ratings	
	2024/09/27	 Aktienempfehlungen Global	
	2024/09/11	 Global Equity Ratings	
	2024/09/11	 Aktienempfehlungen Global	
	2024/09/05	 Global Equity Ratings	

Details

2024/10/18 19:10:07

Price

1.15 EUR

Difference ▲ 0.88% (0.01)

General attributes

ISIN	CA66980W1041
Symbol	NOVC
Exchange	Berlin
Currency	EUR
Sector	Commerce
Security type	Stock
Market cap (m)	73 EUR
Benchmark	S&P/TSX 60 INDEX

Market data

Bid (Bid size)	-
Ask (Ask size)	-
Open	1.16 EUR
High	1.18 EUR
Low	1.14 EUR
Close (prev. day)	1.14 EUR
VWAP	-
Volume (pcs)	0
Trading volume	0.00
Number of trades	13
Last size	0

Performance and Risk

	6m	1y	3y
Perf (%)	+6.48%	+169.95%	-45.75%
Perf (abs.)	+0.07	+0.72	-0.97
Beta	0.00	0.01	0.49
Volatility	56.77	77.63	210.80

5y



Information about previous performance does not guarantee future performance.
Source: FactSet

Price data

Ø price 5 days Ø volume 5 days (pcs.)	1.14 EUR (0)
Ø price 30 days Ø volume 30 days (pcs.)	1.14 EUR (34)
Ø price 100 days Ø volume 100 days (pcs.)	0.98 EUR (18)
Ø price 250 days Ø volume 250 days (pcs.)	0.90 EUR (7)
YTD High date	1.37 EUR (2024/03/04)
YTD Low date	0.57 EUR (2024/01/12)
52 Weeks High date	1.37 EUR (2024/03/04)
52 Weeks Low date	0.41 EUR (2023/10/20)

Arbitrage views

Exchange ⊕	Date	Time	Price	Trading volume (mio.)	Number of trades
Tradegate	2024/10/18	22:26	1.17 EUR	0.01	2
Toronto Stock Exchange	2024/10/18	21:59	1.75 CAD	0.03	23
Stuttgart	2023/07/14	15:59	0.342 EUR	0.00	3
Munich	2024/10/18	10:38	1.14 EUR	0.00	2
Frankfurt	2024/10/18	10:38	1.14 EUR	0.00	3

	18					
FINRA other OTC Issues	2024/10/18	18:31	1.264 USD	0.01		15
Duesseldorf	2024/10/18	08:11	1.1364 EUR	0.00		1
Berlin	2024/10/18	19:10	1.15 EUR	0.00		13

Company profile

Company Logo

NOVA
CANNABIS

Company Profile

-

Contact Details

NOVA CANNABIS

--

Stony Plain Road, #101 17220 T5S 1K6
Edmonton

Telefon: +1-855-702-7400

Fax: -

E-mail: info@novacannabisstore.com