

## NOVA CANNABIS INC.

ISIN: CA66980W1041 WKN: -

## Overview

2024/09/18 20:22:02

Price  
1.13 EURDifference  0.00% (0.00)

## General attributes

ISIN	CA66980W1041
Symbol	NOVC
Exchange	Berlin
Currency	EUR
Sector	Commerce
Security type	Stock
Market cap (m)	72 EUR
Benchmark	S&P/TSX 60 INDEX

## Market data

Bid (Bid size)	1.09 EUR (7,000)
Ask (Ask size)	1.18 EUR (6,500)
Open	1.16 EUR
High	1.16 EUR
Low	1.13 EUR
Close (prev. day)	1.13 EUR
VWAP	-
Volume (pcs)	0
Trading volume	0.00
Number of trades	13
Last size	0

## Futures and Options











Related Futures	-
Related Options	-

5y



Information about previous performance does not guarantee future performance.  
Source: FactSet

## Recent research

on sector			
Date		Headline	Download
2024/09/11		Global Equity Ratings	
2024/09/11		Aktienempfehlungen Global	
2024/09/05		Global Equity Ratings	
2024/09/05		Aktienempfehlungen Global	
2024/08/12		Global Equity Ratings	

## Details

2024/09/18 20:22:02

### Price

1.13 EUR

**Difference** ➔ 0.00% (0.00)

### General attributes

ISIN	CA66980W1041
Symbol	NOVC
Exchange	Berlin
Currency	EUR
Sector	Commerce
Security type	Stock
Market cap (m)	72 EUR
Benchmark	S&P/TSX 60 INDEX

### Market data

Bid (Bid size)	1.09 EUR (7,000)
Ask (Ask size)	1.18 EUR (6,500)
Open	1.16 EUR
High	1.16 EUR
Low	1.13 EUR
Close (prev. day)	1.13 EUR
VWAP	-
Volume (pcs)	0
Trading volume	0.00
Number of trades	13
Last size	0

### Performance and Risk

	6m	1y	3y
Perf (%)	-5.83%	+151.11%	-58.46%
Perf (abs.)	-0.07	+0.68	-1.59
Beta	-	-	-
Volatility	65.12	82.46	211.28

5y



Information about previous performance does not guarantee future performance.  
Source: FactSet

### Price data

Ø price 5 days   Ø volume 5 days (pcs.)	1.14 EUR (0)
Ø price 30 days   Ø volume 30 days (pcs.)	1.10 EUR (0)
Ø price 100 days   Ø volume 100 days (pcs.)	0.92 EUR (8)
Ø price 250 days   Ø volume 250 days (pcs.)	0.84 EUR (3)
YTD High   date	1.37 EUR (2024/03/04)
YTD Low   date	0.57 EUR (2024/01/12)
52 Weeks High   date	1.37 EUR (2024/03/04)
52 Weeks Low   date	0.38 EUR (2023/10/10)

### Arbitrage views

Exchange <span>⊕</span>	Date	Time	Price	Trading volume (mio.)	Number of trades
Tradegate	2024/09/17	22:26	1.15 EUR	0.00	1
Toronto Stock Exchange	2024/09/18	20:18	1.74 CAD	0.02	10
Stuttgart	2023/07/14	15:59	0.342 EUR	0.00	3
Munich	2024/09/18	08:03	1.15 EUR	0.00	1
Frankfurt	2024/09/18	08:11	1.15 EUR	0.00	1

	18					
FINRA other OTC Issues	2024/09/09	21:53	1.27 USD	0.01		2
Duesseldorf	2024/09/18	08:12	1.1364 EUR	0.00		1
Berlin	2024/09/18	20:22	1.13 EUR	0.00		13

## Company profile

### Company Logo

**NOVA**  
CANNABIS

### Company Profile

-

### Contact Details

NOVA CANNABIS

--

Stony Plain Road, #101 17220 T5S 1K6  
Edmonton

Telefon: +1-855-702-7400

Fax: -

E-mail: [info@novacannabisstore.com](mailto:info@novacannabisstore.com)