

## CORTEVA INC.

ISIN: US22052L1044

WKN: 22052L104

## Overview

2021/01/28 17:21:49

## Price

33.0859 EUR

Difference  -9.79% (-3.59)

## General attributes

ISIN	US22052L1044
Symbol	CTVA
Exchange	London Stock Exchange
Currency	EUR
Sector	Commerce
Security type	Stock
Market cap (m)	33,941 EUR
Benchmark	S&P 500

## Market data

Bid (Bid size)	21.815 EUR (1,000)
Ask (Ask size)	22.055 EUR (1,000)
Open	33.1602 EUR
High	33.1602 EUR
Low	33.0859 EUR
Close (prev. day)	36.6754 EUR
VWAP	33.127834 EUR
Volume (pcs)	241
Trading volume	7,983.81
Number of trades	2
Last size	105











## Futures and Options

Related Futures	-
Related Options	-



Information about previous performance does not guarantee future performance.  
Source: FactSet

## Recent research

on sector		on market	
Date		Headline	Download
2024/08/12		Global Equity Ratings	
2024/08/12		Aktienempfehlungen Global	
2024/07/24		Global Equity Ratings	
2024/07/24		Aktienempfehlungen Global	
2024/07/15		Aktienempfehlungen Global	

## Details

2021/01/28 17:21:49

### Price

33.0859 EUR

**Difference** ▼ -9.79% (-3.59)

### General attributes

ISIN	US22052L1044
Symbol	CTVA
Exchange	London Stock Exchange
Currency	EUR
Sector	Commerce
Security type	Stock
Market cap (m)	33,941 EUR
Benchmark	S&P 500

### Market data

Bid (Bid size)	21.815 EUR (1,000)
Ask (Ask size)	22.055 EUR (1,000)
Open	33.1602 EUR
High	33.1602 EUR
Low	33.0859 EUR
Close (prev. day)	36.6754 EUR
VWAP	33.127834 EUR
Volume (pcs)	241
Trading volume	7,983.81
Number of trades	2
Last size	105

### Performance and Risk

	6m	1y	3y
Perf (%)	-	-	-
Perf (abs.)	-	-	-
Beta	0.58	0.75	0.67
Volatility	-	-	-



Information about previous performance does not guarantee future performance.  
Source: FactSet

### Price data

Ø price 5 days   Ø volume 5 days (pcs.)	- EUR (29)
Ø price 30 days   Ø volume 30 days (pcs.)	- EUR (37)
Ø price 100 days   Ø volume 100 days (pcs.)	- EUR (88)
Ø price 250 days   Ø volume 250 days (pcs.)	- EUR (93)
YTD High   date	- EUR (-)
YTD Low   date	- EUR (-)
52 Weeks High   date	- EUR (-)
52 Weeks Low   date	- EUR (-)

### All listings for CORTEVA INC.

Exchange	Date	Time	Price	Trading volume (mio.)	Number of trades
Xetra	2024/08/16	14:42	47.76 EUR	0.08	11
Vienna Stock Exchange	2024/08/16	17:32	48.755 EUR	0.02	8
Tradegate	2024/08/16	22:26	48.795 EUR	0.03	6
Stuttgart	2024/08/16	08:04	47.78 EUR	0.00	3
NYSE	2024/08/16	22:00	53.80 USD	156.97	31,820

	16						
Munich	2024/08/ 16	08:00	47.765 EUR	0.00		2	
London Stock Exchange	2021/01/ 28	17:21	33.0859 EUR	0.01		2	
Hanover	2024/08/ 16	08:01	46.655 EUR	0.00		3	
Hamburg	2024/08/ 16	08:01	46.655 EUR	0.00		3	
Frankfurt	2024/08/ 16	15:29	46.12 EUR	0.00		4	
Duesseldorf	2024/08/ 16	19:30	48.62 EUR	0.00		6	
Berlin	2024/08/ 16	20:21	48.78 EUR	0.00		18	

## Company profile

### Company Logo



### Contact Details

CORTEVA INC.

--

9330 Zionsville Road - 46268 Indianapolis

Telefon: +1-833-267-8382

Fax: +

E-mail: -

### Company Profile

-

#### Members of Management Board

Gregory Page	Chairman of Board of Directors
Klaus Engel	Member of Board of Directors
Rebecca Liebert	Member of Board of Directors
David Everitt	Member of Board of Directors
Janet Giesselman	Member of Board of Directors
Karen Grimes	Member of Board of Directors
Kerry Preete	Member of Board of Directors
Lamberto Andreotti	Member of Board of Directors
Marcos Marinho Lutz	Member of Board of Directors
Michael Johanns	Member of Board of Directors
Nayaki Nayyar	Member of Board of Directors
Patrick Ward	Member of Board of Directors
Chuck Magro	Chairman of Managing Board
Audrey Grimm	Member of Executive Committee
Brook Cunningham	Member of Executive Committee
Cornel B. Fuerer	Member of Executive Committee
Dave Anderson	Member of Executive Committee
Robert King	Member of Executive Committee
Sam Eathington	Member of Executive Committee
Tim Glenn	Member of Executive Committee