

FASTNED B.V.

ISIN: NL0013654809

WKN: -

Overview

2024/07/12 17:35:15

Price

16.84 EUR

Difference  -0.71% (-0.12)

General attributes

ISIN	NL0013654809
Symbol	FAST
Exchange	Euronext Amsterdam
Currency	EUR
Sector	Utilities
Security type	Stock
Market cap (m)	322 EUR
Benchmark	AMSTERDAM EXCHANGES INDEX

Market data

Bid (Bid size)	16.70 EUR (350)
Ask (Ask size)	17.00 EUR (1,000)
Open	17.04 EUR
High	17.10 EUR
Low	16.60 EUR
Close (prev. day)	16.96 EUR
VWAP	16.773206 EUR
Volume (pcs)	15,372
Trading volume	257,838.00
Number of trades	242
Last size	1

Futures and Options




Related Futures	-
Related Options	-

5y



Information about previous performance does not guarantee future performance.
Source: FactSet

Recent research

on sector		on market	
Date		Headline	Download
2024/07/12		Global Equity Ratings	
2024/07/12		Aktienempfehlungen Global	
2024/07/09		Aktienempfehlungen Österreich	
2024/06/24		Aktienempfehlungen Österreich	
2024/06/21		Global Equity Ratings	

Details

2024/07/12 17:35:15

Price

16.84 EUR

 Difference ▼ -0.71% (-0.12)

General attributes

ISIN	NL0013654809
Symbol	FAST
Exchange	Euronext Amsterdam
Currency	EUR
Sector	Utilities
Security type	Stock
Market cap (m)	322 EUR
Benchmark	AMSTERDAM EXCHANGES INDEX

Market data

Bid (Bid size)	16.70 EUR (350)
Ask (Ask size)	17.00 EUR (1,000)
Open	17.04 EUR
High	17.10 EUR
Low	16.60 EUR
Close (prev. day)	16.96 EUR
VWAP	16.773206 EUR
Volume (pcs)	15,372
Trading volume	257,838.00
Number of trades	242
Last size	1

Performance and Risk

	6m	1y	3y
Perf (%)	-39.64%	-39.53%	-69.38%
Perf (abs.)	-11.06	-11.01	-38.16
Beta	0.58	0.75	0.96
Volatility	31.93	32.80	41.01

5y



Information about previous performance does not guarantee future performance.
Source: FactSet

Price data

Ø price 5 days Ø volume 5 days (pcs.)	16.83 EUR (25,611)
Ø price 30 days Ø volume 30 days (pcs.)	19.17 EUR (20,603)
Ø price 100 days Ø volume 100 days (pcs.)	22.62 EUR (16,815)
Ø price 250 days Ø volume 250 days (pcs.)	25.60 EUR (17,534)
YTD High date	29.40 EUR (2024/01/23)
YTD Low date	15.92 EUR (2024/07/04)
52 Weeks High date	32.05 EUR (2023/07/27)
52 Weeks Low date	15.92 EUR (2024/07/04)

All listings for FASTNED B.V.

Exchange 📍	Date	Time	Price	Trading volume (mio.)	Number of trades
Vienna Stock Exchange	2024/07/12	15:30	16.68 EUR	0.00	4
Tradegate	2024/07/12	16:05	16.72 EUR	0.01	7
Stuttgart	2024/07/12	16:28	16.68 EUR	0.00	8
Munich	2024/07/12	08:03	16.92 EUR	0.00	1
Frankfurt	2024/07/12	17:20	16.74 EUR	0.00	7

	12						
FINRA other OTC Issues	2024/07/01	17:04	18.22 USD	0.00		1	
Euronext Amsterdam	2024/07/12	17:35	16.84 EUR	0.26		242	
Duesseldorf	2024/07/12	16:00	16.68 EUR	0.00		3	
Berlin	2024/07/12	18:42	16.82 EUR	0.00		14	

Company profile

Company Logo



Contact Details

FASTNED BV

--

James Wattstraat 77R - 1097 DL Amsterdam

Telefon: +31-20-715-53-16

Fax: +

E-mail: info@fastned.nl

Company Profile

-

Members of Management Board

Michiel Langezaal Chairman of Managing Board

Victor van Dijk Member of Executive Committee

Board of directors

Liselotte Kooi Chairman of Supervisory Board

Bart Lubbers Member of Supervisory Board

Jérôme Janssen Member of Supervisory Board

Nancy Kabalt Member of Supervisory Board