

COMPAGNIE FINANCIERE RICHEMONT SA

ISIN: CH0210483332 WKN: 21048333

Overview

2024/05/07 17:45:05

Price
148.01 USDDifference  2.64% (3.80)

General attributes

ISIN CH0210483332
 Symbol CFR
 Exchange FINRA other OTC Issues
 Currency USD
 Sector Consumer Products
 Security type Stock
 Market cap (m) 70,080 EUR
 Benchmark SWISS MARKET INDEX

Market data

Bid (Bid size) -
 Ask (Ask size) -
 Open 148.01 USD
 High 148.01 USD
 Low 148.01 USD
 Close (prev. day) 144.207 USD
 VWAP 148.01 USD
 Volume (pcs) 219
 Trading volume 32,108.16
 Number of trades 8
 Last size 128

Futures and Options








Related Futures 30
 Related Options -

5y



Information about previous performance does not guarantee future performance.
 Source: FactSet

Recent research

on instrument	on sector	on market
Date	Headline	Download
2024/04/26	 Global Equity Ratings	
2024/04/26	 Aktienempfehlungen Global	
2024/04/03	 Global Equity Ratings	
2024/04/03	 Aktienempfehlungen Global	
2024/03/13	 Global Equity Ratings	

Details

2024/05/07 17:45:05

Price

148.01 USD

Difference ▲ 2.64% (3.80)

General attributes

ISIN	CH0210483332
Symbol	CFR
Exchange	FINRA other OTC Issues
Currency	USD
Sector	Consumer Products
Security type	Stock
Market cap (m)	70,080 EUR
Benchmark	SWISS MARKET INDEX

Market data

Bid (Bid size)	-
Ask (Ask size)	-
Open	148.01 USD
High	148.01 USD
Low	148.01 USD
Close (prev. day)	144.207 USD
VWAP	148.01 USD
Volume (pcs)	219
Trading volume	32,108.16
Number of trades	8
Last size	128

Performance and Risk

	6m	1y	3y
Perf (%)	-	-	-
Perf (abs.)	-	-	-
Beta	1.63	1.54	1.66
Volatility	25.55	27.43	36.62

5y



Information about previous performance does not guarantee future performance.
Source: FactSet

Price data

Ø price 5 days Ø volume 5 days (pcs.)	140.00 USD (1,247)
Ø price 30 days Ø volume 30 days (pcs.)	144.52 USD (868)
Ø price 100 days Ø volume 100 days (pcs.)	146.22 USD (2,241)
Ø price 250 days Ø volume 250 days (pcs.)	145.01 USD (1,900)
YTD High date	167.67 USD (2024/03/14)
YTD Low date	120.76 USD (2024/01/17)
52 Weeks High date	179.00 USD (2023/07/14)
52 Weeks Low date	114.18 USD (2023/10/27)

All listings for COMPAGNIE FINANCIERE RICHEMONT SA

Exchange	Date	Time	Price	Trading volume (mio.)	Number of trades
SIX Swiss Exchange	2024/05/07	17:31	132.85 CHF	87.61	3,633
London Stock Exchange European Trade Reporting	2024/05/07	17:20	132.525 CHF	0.28	3
Hanover	2019/06/28	08:00	74.20 EUR	0.00	2
Hamburg	2019/06/28	08:01	74.20 EUR	0.00	2

Frankfurt	2019/ 06/28	08:03	74.18 EUR	0.00	1
FINRA other OTC Issues	2024/ 05/07	17:45	148.01 USD	0.03	8
Berlin	2019/ 06/28	15:59	74.24 EUR	0.00	4

Company profile

Company Logo

RICHEMONT

Contact Details

COMPAGNIE FINANCIÈRE RICHEMONT
SA

--

50, Chemin de la Chênaie - 1293 Bellevue

Telefon: +41-22-721-35-00

Fax: +

E-mail: -

Company Profile

-

Members of Management Board

Jérôme Lambert Chairman of Managing Board

Burkhard Grund Member of Executive Committee

Bérangère Ruchat Member of Executive Committee

Johann Rupert Member of Executive Committee

Patricia Gandji Member of Executive Committee

Swen Grundmann Member of Executive Committee

Board of directors

Keyu Jin Member of the administrative board

Vesna Nevistic Member of the administrative board

Abraham Schot Member of the administrative board

Anton Rupert Member of the administrative board

Burkhard Grund Member of the administrative board

Clayton Brendish Member of the administrative board

Fiona Druckenmiller Member of the administrative board

Jasmine Whitbread Member of the administrative board

Jeff Moss Member of the administrative board

Josua Malherbe Member of the administrative board

Maria Ramos Member of the administrative board

Nikesh Arora Member of the administrative board

Patrick Thomas Member of the administrative board

Wendy Luhabe Member of the administrative board

Johann Rupert Chairman of the administrative board