

TELE2 AB SER. B

ISIN: SE0005190238 WKN: -

Overview

2024/08/09 18:00:00

Price
109.10 SEKDifference  -0.37% (-0.40)

General attributes

ISIN	SE0005190238
Symbol	TEL2 B
Exchange	Nasdaq Stockholm
Currency	SEK
Sector	Telecommunications
Security type	Stock
Market cap (m)	6,367 EUR
Benchmark	OMX STOCKHOLM 30 INDEX

Market data

Bid (Bid size)	109.25 SEK (2,340)
Ask (Ask size)	109.35 SEK (2,045)
Open	109.55 SEK
High	110.50 SEK
Low	109.10 SEK
Close (prev. day)	109.50 SEK
VWAP	109.4654 SEK
Volume (pcs)	1,225,455
Trading volume	134,149,665.80
Number of trades	2,102
Last size	-

Futures and Options









Related Futures	38
Related Options	-

5y



Information about previous performance does not guarantee future performance.
Source: FactSet

Recent research

on sector			
Date		Headline	Download
2024/07/29		Aktienempfehlungen Österreich	
2024/07/24		Global Equity Ratings	
2024/07/24		Aktienempfehlungen Global	
2024/07/19		Equity Weekly	
2024/07/15		Aktienempfehlungen Global	

Details

2024/08/09 18:00:00

Price

109.10 SEK

Difference ▼ -0.37% (-0.40)

General attributes

ISIN	SE0005190238
Symbol	TEL2 B
Exchange	Nasdaq Stockholm
Currency	SEK
Sector	Telecommunications
Security type	Stock
Market cap (m)	6,367 EUR
Benchmark	OMX STOCKHOLM 30 INDEX

Market data

Bid (Bid size)	109.25 SEK (2,340)
Ask (Ask size)	109.35 SEK (2,045)
Open	109.55 SEK
High	110.50 SEK
Low	109.10 SEK
Close (prev. day)	109.50 SEK
VWAP	109.4654 SEK
Volume (pcs)	1,225,455
Trading volume	134,149,665.80
Number of trades	2,102
Last size	-

Performance and Risk

	6m	1y	3y
Perf (%)	+33.11%	+43.10%	-14.03%
Perf (abs.)	+27.14	+32.86	-17.80
Beta	0.45	0.45	0.39
Volatility	20.97	20.93	24.68

5y



Information about previous performance does not guarantee future performance.
Source: FactSet

Price data

Ø price 5 days Ø volume 5 days (pcs.)	108.47 SEK (2,219,008)
Ø price 30 days Ø volume 30 days (pcs.)	106.70 SEK (1,862,758)
Ø price 100 days Ø volume 100 days (pcs.)	101.63 SEK (2,239,666)
Ø price 250 days Ø volume 250 days (pcs.)	90.61 SEK (2,514,540)
YTD High date	112.35 SEK (2024/08/02)
YTD Low date	81.72 SEK (2024/02/09)
52 Weeks High date	112.35 SEK (2024/08/02)
52 Weeks Low date	75.10 SEK (2023/08/25)

All listings for TELE2 AB SER. B

Exchange ⊕	Date	Time	Price	Trading volume (mio.)	Number of trades
Tradegate	2024/08/09	20:18	9.542 EUR	0.00	15
Stuttgart	2024/08/09	16:25	9.51 EUR	0.00	6
Nasdaq Stockholm	2024/08/09	18:00	109.10 SEK	134.15	2,102
Munich	2024/08/09	08:11	9.522 EUR	0.00	1

London Stock Exchange European Trade Reporting	2024/ 08/09	17:25	109.625 SEK	0.00	2
Hanover	2024/ 08/09	08:01	9.542 EUR	0.00	1
Frankfurt	2024/ 08/09	08:01	9.516 EUR	0.00	1
FINRA other OTC Issues	2024/ 06/28	20:18	10.00 USD	0.01	4
Duesseldorf	2024/ 08/09	19:31	9.478 EUR	0.00	5
Berlin	2024/ 08/09	08:18	9.526 EUR	0.00	1

Company profile

Company Logo



Contact Details

TELE2 AB

--

Torshamnsgatan 17 - 164 40 Kista

Telefon: +46-8-5620-0060

Fax: +46-8-56200040

E-mail: -

Company Profile

-

Members of Management Board

Kjell Johnsen Chairman of Managing Board

Charlotte Hansson Member of Executive Committee

Hendrik de Groot Member of Executive Committee

Jenny Garneij Member of Executive Committee

Johan Gustafsson Member of Executive Committee

Kim Hagberg Member of Executive Committee

Nathalie Dahmm Member of Executive Committee

Stefan Trampus Member of Executive Committee

Torkel Sigurd Member of Executive Committee

Yogesh Malik Member of Executive Committee

Board of directors

Thomas Reynaud Chairman of Supervisory Board

Aude Durand Member of Supervisory Board

Eva Maud Lindqvist Member of Supervisory Board

Jean-Marc Yves J. Harion Member of Supervisory Board

Lars-Åke Valdermar Norling Member of Supervisory Board

Nicholas Högberg Member of Supervisory Board

Sam Kini Member of Supervisory Board

Stina Honkamaa Bergfors Member of Supervisory Board