

CORTEVA INC.

ISIN: US22052L1044

WKN: 22052L104

Overview

2024/05/03 15:38:54

Price

52.41 EUR

Difference  5.02% (2.51)

General attributes

ISIN	US22052L1044
Symbol	CTVA
Exchange	Stuttgart
Currency	EUR
Sector	Commerce
Security type	Stock
Market cap (m)	37,237 EUR
Benchmark	S&P 500

Market data

Bid (Bid size)	- (0)
Ask (Ask size)	- (0)
Open	53.00 EUR
High	53.03 EUR
Low	52.41 EUR
Close (prev. day)	49.905 EUR
VWAP	-
Volume (pcs)	0
Trading volume	0.00
Number of trades	6
Last size	0

Futures and Options











Related Futures	-
Related Options	-



Information about previous performance does not guarantee future performance.

Source: FactSet

Recent research

on sector		on market	
Date		Headline	Download
2024/04/26		Global Equity Ratings	
2024/04/26		Aktienempfehlungen Global	
2024/04/03		Global Equity Ratings	
2024/04/03		Aktienempfehlungen Global	
2024/03/13		Global Equity Ratings	

Details

2024/05/03 15:38:54

Price

52.41 EUR

Difference ▲ 5.02% (2.51)

General attributes

ISIN	US22052L1044
Symbol	CTVA
Exchange	Stuttgart
Currency	EUR
Sector	Commerce
Security type	Stock
Market cap (m)	37,237 EUR
Benchmark	S&P 500

Market data

Bid (Bid size)	- (0)
Ask (Ask size)	- (0)
Open	53.00 EUR
High	53.03 EUR
Low	52.41 EUR
Close (prev. day)	49.905 EUR
VWAP	-
Volume (pcs)	0
Trading volume	0.00
Number of trades	6
Last size	0

Performance and Risk

	6m	1y	3y
Perf (%)	+11.51%	-4.71%	+26.90%
Perf (abs.)	+5.41	-2.59	+11.11
Beta	1.18	0.84	0.70
Volatility	34.59	30.47	30.07

5y



Information about previous performance does not guarantee future performance.
Source: FactSet

Price data

Ø price 5 days Ø volume 5 days (pcs.)	51.09 EUR (0)
Ø price 30 days Ø volume 30 days (pcs.)	51.53 EUR (26)
Ø price 100 days Ø volume 100 days (pcs.)	47.70 EUR (47)
Ø price 250 days Ø volume 250 days (pcs.)	47.97 EUR (35)
YTD High date	53.32 EUR (2024/04/02)
YTD Low date	40.50 EUR (2024/01/19)
52 Weeks High date	54.50 EUR (2023/06/07)
52 Weeks Low date	40.35 EUR (2023/11/13)

Arbitrage views

Exchange ⊕	Date	Time	Price	Trading volume (mio.)	Number of trades
Xetra	2024/05/03	17:35	53.00 EUR	0.00	5
Vienna Stock Exchange	2024/05/03	17:32	52.91 EUR	0.00	1
Tradegate	2024/05/03	22:26	53.11 EUR	0.00	2
Stuttgart	2024/05/03	15:38	52.41 EUR	0.00	6
NYSE	2024/05/03	22:00	57.17 USD	170.09	32,456

	03					
Munich	2024/05/ 03	08:00	53.01 EUR	0.00		2
London Stock Exchange	2021/01/ 28	17:21	33.0859 EUR	0.01		2
Hanover	2024/05/ 03	08:00	51.86 EUR	0.00		3
Hamburg	2024/05/ 03	08:00	51.86 EUR	0.00		3
Frankfurt	2024/05/ 03	15:29	52.16 EUR	0.00		4
Duesseldorf	2024/05/ 03	19:30	52.90 EUR	0.00		7
Berlin	2024/05/ 03	20:21	53.02 EUR	0.00		17

Company profile

Company Logo



Contact Details

CORTEVA INC.

--

9330 Zionsville Road - 46268 Indianapolis

Telefon: +1-833-267-8382

Fax: +

E-mail: -

Company Profile

-

Members of Management Board

Gregory Page	Chairman of Board of Directors
Klaus Engel	Member of Board of Directors
Rebecca Liebert	Member of Board of Directors
David Everitt	Member of Board of Directors
Janet Giesselman	Member of Board of Directors
Karen Grimes	Member of Board of Directors
Kerry Preete	Member of Board of Directors
Lamberto Andreotti	Member of Board of Directors
Marcos Marinho Lutz	Member of Board of Directors
Michael Johanns	Member of Board of Directors
Nayaki Nayyar	Member of Board of Directors
Patrick Ward	Member of Board of Directors
Chuck Magro	Chairman of Managing Board
Audrey Grimm	Member of Executive Committee
Brook Cunningham	Member of Executive Committee
Cornel B. Fuerer	Member of Executive Committee
Dave Anderson	Member of Executive Committee
Robert King	Member of Executive Committee
Sam Eathington	Member of Executive Committee
Tim Glenn	Member of Executive Committee