

BROWN & BROWN INC.

ISIN: US1152361010 WKN: 115236101

Overview

2024/10/18 22:00:02

Price
106.39 USDDifference  -0.51% (-0.54)

General attributes

ISIN	US1152361010
Symbol	BRO
Exchange	NYSE
Currency	USD
Sector	Financial
Security type	Stock
Market cap (m)	28,026 EUR
Benchmark	S&P 500

Market data

Bid (Bid size)	105.92 USD (100)
Ask (Ask size)	106.52 USD (1,200)
Open	107.38 USD
High	107.38 USD
Low	105.45 USD
Close (prev. day)	106.93 USD
VWAP	106.366541 USD
Volume (pcs)	4,537,563
Trading volume	482,553,652.06
Number of trades	29,075
Last size	-

Futures and Options





Related Futures	-
Related Options	-

5y



Information about previous performance does not guarantee future performance.
Source: FactSet

Recent research

on sector		on market	
Date		Headline	Download
2024/10/14		Aktienempfehlungen Österreich	
2024/09/27		Global Equity Ratings	
2024/09/27		Aktienempfehlungen Global	
2024/09/23		Aktienempfehlungen Österreich	
2024/09/11		Global Equity Ratings	

Details

2024/10/18 22:00:02

Price

106.39 USD

Difference ▼ -0.51% (-0.54)

General attributes

ISIN	US1152361010
Symbol	BRO
Exchange	NYSE
Currency	USD
Sector	Financial
Security type	Stock
Market cap (m)	28,026 EUR
Benchmark	S&P 500

Market data

Bid (Bid size)	105.92 USD (100)
Ask (Ask size)	106.52 USD (1,200)
Open	107.38 USD
High	107.38 USD
Low	105.45 USD
Close (prev. day)	106.93 USD
VWAP	106.366541 USD
Volume (pcs)	4,537,563
Trading volume	482,553,652.06
Number of trades	29,075
Last size	-

Performance and Risk

	6m	1y	3y
Perf (%)	+31.14%	+54.52%	+66.21%
Perf (abs.)	+25.26	+37.54	+42.38
Beta	0.30	0.49	0.83
Volatility	17.95	19.10	24.98

5y



Information about previous performance does not guarantee future performance.
Source: FactSet

Price data

Ø price 5 days Ø volume 5 days (pcs.)	106.29 USD (1,889,762)
Ø price 30 days Ø volume 30 days (pcs.)	103.89 USD (1,797,431)
Ø price 100 days Ø volume 100 days (pcs.)	98.26 USD (1,316,619)
Ø price 250 days Ø volume 250 days (pcs.)	86.66 USD (1,310,676)
YTD High date	107.67 USD (2024/10/15)
YTD Low date	69.24 USD (2024/01/05)
52 Weeks High date	107.67 USD (2024/10/15)
52 Weeks Low date	66.73 USD (2023/10/23)

All listings for BROWN & BROWN INC.

Exchange	Date	Time	Price	Trading volume (mio.)	Number of trades
Tradegate	2024/10/18	22:26	97.98 EUR	0.00	1
Stuttgart	2024/10/18	21:31	97.16 EUR	0.00	4
NYSE	2024/10/18	22:00	106.39 USD	482.55	29,075
Munich	2024/10/18	08:01	98.38 EUR	0.00	2
Frankfurt	2024/10/18	08:01	98.40 EUR	0.00	2

	18						
Duesseldorf	2024/10/ 18	19:31	97.32 EUR	0.00		7	
Berlin	2024/10/ 18	08:08	98.30 EUR	0.00		2	

Company profile

Company Logo



Contact Details

BROWN & BROWN INC.

--

300 North Beach Street - 32114 Daytona Beach

Telefon: +1-386-252-9601

Fax: +

E-mail: info@bbins.com

Company Profile

-

Members of Management Board

J. Brown	Chairman of Board of Directors
Bronislaw Masojada	Member of Board of Directors
Chilton Varner	Member of Board of Directors
H. Proctor	Member of Board of Directors
Hugh Brown	Member of Board of Directors
James Hunt	Member of Board of Directors
Jaymin Patel	Member of Board of Directors
Kathleen Savio	Member of Board of Directors
Lawrence Gellerstedt	Member of Board of Directors
Paul Krump	Member of Board of Directors
Stephen Hearn	Member of Board of Directors
Theodore Hoepner	Member of Board of Directors
Timothy Main	Member of Board of Directors
Toni Jennings	Member of Board of Directors
Wendell Reilly	Member of Board of Directors
J. Powell Brown	Chairman of Managing Board
R. Andrew Watts	Member of Executive Committee
Steve M. Boyd	Member of Executive Committee