

## BORGWARNER INC.

ISIN: **US0997241064** WKN: **099724106**

## Overview

2024/07/24 16:51:44

Price  
32.495 USDDifference  -0.17% (-0.06)

## General attributes

ISIN	US0997241064
Symbol	BWA
Exchange	NYSE
Currency	USD
Sector	Automotive
Security type	Stock
Market cap (m)	6,836 EUR
Benchmark	S&P 500

## Market data

Bid (Bid size)	32.49 USD (100)
Ask (Ask size)	32.50 USD (200)
Open	31.92 USD
High	32.54 USD
Low	31.92 USD
Close (prev. day)	32.55 USD
VWAP	32.214474 USD
Volume (pcs)	364,224
Trading volume	11,740,031.34
Number of trades	4,287
Last size	100

## Futures and Options








Related Futures	-
Related Options	-

5y



Information about previous performance does not guarantee future performance.  
Source: FactSet

## Recent research

on sector		on market		
Date		Headline		Download
2024/07/24		Global Equity Ratings		
2024/07/24		Aktienempfehlungen Global		
2024/07/15		Aktienempfehlungen Global		
2024/07/12		Global Equity Ratings		
2024/07/09		Aktienempfehlungen Österreich		

## Details

2024/07/24 16:51:44

## Price

32.495 USD

Difference ▼ -0.17% (-0.06)

## General attributes

ISIN	US0997241064
Symbol	BWA
Exchange	NYSE
Currency	USD
Sector	Automotive
Security type	Stock
Market cap (m)	6,836 EUR
Benchmark	S&P 500

## Market data

Bid (Bid size)	32.49 USD (100)
Ask (Ask size)	32.50 USD (200)
Open	31.92 USD
High	32.54 USD
Low	31.92 USD
Close (prev. day)	32.55 USD
VWAP	32.214474 USD
Volume (pcs)	364,224
Trading volume	11,740,031.34
Number of trades	4,287
Last size	100

## Performance and Risk

	6m	1y	3y
Perf (%)	-2.69%	-29.45%	-18.96%
Perf (abs.)	-0.90	-13.59	-7.61
Beta	1.11	0.92	1.05
Volatility	29.42	32.58	33.62

5y



Information about previous performance does not guarantee future performance.  
Source: FactSet

## Price data

Ø price 5 days   Ø volume 5 days (pcs.)	33.168 USD (2,642,581)
Ø price 30 days   Ø volume 30 days (pcs.)	32.851 USD (2,495,243)
Ø price 100 days   Ø volume 100 days (pcs.)	33.843 USD (2,876,229)
Ø price 250 days   Ø volume 250 days (pcs.)	35.550 USD (2,586,000)
YTD High   date	38.225 USD (2024/05/14)
YTD Low   date	29.510 USD (2024/02/20)
52 Weeks High   date	46.770 USD (2023/07/27)
52 Weeks Low   date	29.510 USD (2024/02/20)

## Arbitrage views

Exchange <span>⊕</span>	Date	Time	Price	Trading volume (mio.)	Number of trades
Xetra	2023/10/25	17:35	36.07 EUR	0.00	2
Tradegate	2024/07/23	22:26	29.995 EUR	0.01	1
Stuttgart	2024/07/24	08:05	29.80 EUR	0.00	1
NYSE	2024/07/24	16:51	32.495 USD	11.74	4,287
Munich	2024/07/24	08:00	29.78 EUR	0.00	1

	24						
London Stock Exchange	2024/01/24	16:05	33.1935 USD	0.00		1	
Frankfurt	2024/07/24	08:06	29.785 EUR	0.00		1	
Duesseldorf	2024/07/24	16:31	29.705 EUR	0.00		4	
Berlin	2024/07/24	08:08	29.80 EUR	0.00		1	

## Company profile

### Company Logo



### Contact Details

BORGWARNER INC.

--

3850 Hamlin Road - 48326 Auburn Hills

Telefon: +1-248-754-9200

Fax: +

E-mail: -

### Company Profile

-

### Members of Management Board

Alexis Michas Chairman of Board of Directors

Shaun McAlmont Member of Board of Directors

Deborah McWhinney Member of Board of Directors

Hau Thai-Tang Member of Board of Directors

Michael Hanley Member of Board of Directors

Sailaja Shankar Member of Board of Directors

Sara Greenstein Member of Board of Directors

Frédéric Lissalde Chairman of Managing Board

Kevin Nowlan Member of Executive Committee

Paul Farrell Member of Executive Committee

Tania Wingfield Member of Executive Committee

Tonit Calaway Member of Executive Committee