



MAERSK DRILLING A/S

ISIN: **DK0061135753**

WKN: -

Overview

2022/09/26 09:00:05

Price

341.60 DKK

Difference  -1.84% (-6.40)

General attributes

ISIN DK0061135753

Symbol DRLCO

Exchange London Stock Exchange
European Trade Reporting

Currency DKK

Sector Energy / Commodities

Security type Stock

Market cap (m) 1,954 EUR

Benchmark OMX COPENHAGEN 20

Market data

Bid (Bid size) 334.80 DKK (1,000)

Ask (Ask size) 370.00 DKK (1,000)

Open 341.60 DKK

High 341.60 DKK

Low 341.60 DKK

Close (prev. day) 348.00 DKK

VWAP 347.20 DKK

Volume (pcs) 25

Trading volume -

Number of trades 1

Last size -

Futures and Options

Related Futures -

Related Options -










5y



Information about previous performance does not guarantee future performance.

Source: FactSet

Recent research

on sector			
Date		Headline	Download
2022/09/26		Global Equity Ratings	
2022/09/26		Aktienempfehlungen Global	
2022/09/19		Aktienempfehlungen Österreich	
2022/09/16		Equity Weekly	
2022/09/05		Aktienempfehlungen Österreich	

Details

2022/09/26 09:00:05

Price

341.60 DKK

Difference ▼ -1.84% (-6.40)

General attributes

ISIN	DK0061135753
Symbol	DRLCO
Exchange	London Stock Exchange European Trade Reporting
Currency	DKK
Sector	Energy / Commodities
Security type	Stock
Market cap (m)	1,954 EUR
Benchmark	OMX COPENHAGEN 20

Market data

Bid (Bid size)	334.80 DKK (1,000)
Ask (Ask size)	370.00 DKK (1,000)
Open	341.60 DKK
High	341.60 DKK
Low	341.60 DKK
Close (prev. day)	348.00 DKK
VWAP	347.20 DKK
Volume (pcs)	25
Trading volume	-
Number of trades	1
Last size	-

Performance and Risk

	6m	1y	3y
Perf (%)	-2.25%	+49.36%	-
Perf (abs.)	-8.00	+115.00	-
Beta	0.32	0.22	0.58
Volatility	52.37	51.03	53.78

5y



Information about previous performance does not guarantee future performance.
Source: FactSet

Price data

Ø price 5 days Ø volume 5 days (pcs.)	372.78 DKK (0)
Ø price 30 days Ø volume 30 days (pcs.)	368.90 DKK (1)
Ø price 100 days Ø volume 100 days (pcs.)	352.19 DKK (628)
Ø price 250 days Ø volume 250 days (pcs.)	309.29 DKK (2,607)
YTD High date	414.30 DKK (2022/09/14)
YTD Low date	239.50 DKK (2022/01/24)
52 Weeks High date	414.30 DKK (2022/09/14)
52 Weeks Low date	227.70 DKK (2021/09/24)

Arbitrage views

Exchange <input type="checkbox"/>	Date	Time	Price	Trading volume (mio.)	Number of trades
Tradegate	2022/09/23	22:09	47.18 EUR	0.00	1
Stuttgart	2022/09/26	14:30	46.32 EUR	0.00	2
Nasdaq Copenhagen	2022/09/26	15:28	346.60 DKK	13.25	514
Munich	2022/09/26	08:00	46.82 EUR	0.00	1
London Stock Exchange	2022/09/26	09:00	341.60 DKK	0.00	1

European Trade Reporting	09/26					
Hanover	2022/ 09/26	08:02	45.92 EUR	0.00		1
Hamburg	2022/ 09/26	08:02	45.92 EUR	0.00		1
Frankfurt	2022/ 09/26	09:16	45.34 EUR	0.00		1
FINRA other OTC Issues	2021/ 11/03	15:45	35.80 USD	0.02		1
Duesseldorf	2022/ 09/26	15:00	46.54 EUR	0.00		8
Berlin	2022/ 09/26	14:13	46.38 EUR	0.00		8

Company profile

Company Logo



Company Profile

-

Contact Details

MAERSK DRILLING

--

Telefon: -

Fax: -

E-mail: -