

KESKO OYJ CLASS B

ISIN: FI0009000202 WKN: KESKOB

Overview

2024/04/25 09:34:13

Price

16.08 EUR

Difference  -4.77% (-0.81)

General attributes

ISIN	FI0009000202
Symbol	KESKOB
Exchange	Tradegate
Currency	EUR
Sector	Commerce
Security type	Stock
Market cap (m)	4,555 EUR
Benchmark	OMX HELSINKI 25

Market data

Bid (Bid size)	15.905 EUR (950)
Ask (Ask size)	15.915 EUR (950)
Open	16.815 EUR
High	16.815 EUR
Low	15.995 EUR
Close (prev. day)	16.885 EUR
VWAP	16.29228 EUR
Volume (pcs)	162
Trading volume	2,639.35
Number of trades	5
Last size	62

Futures and Options











Related Futures	35
Related Options	-

5y



Information about previous performance does not guarantee future performance.
Source: FactSet

Recent research

on sector		on market	
Date		Headline	Download
2024/04/03		Global Equity Ratings	
2024/04/03		Aktienempfehlungen Global	
2024/03/13		Global Equity Ratings	
2024/03/13		Aktienempfehlungen Global	
2024/02/22		Aktienempfehlungen Global	

Details

2024/04/25 09:34:13

Price

16.08 EUR

Difference  -4.77% (-0.81)

General attributes

ISIN	FI0009000202
Symbol	KESKOB
Exchange	Tradegate
Currency	EUR
Sector	Commerce
Security type	Stock
Market cap (m)	4,555 EUR
Benchmark	OMX HELSINKI 25

Market data

Bid (Bid size)	15.905 EUR (950)
Ask (Ask size)	15.915 EUR (950)
Open	16.815 EUR
High	16.815 EUR
Low	15.995 EUR
Close (prev. day)	16.885 EUR
VWAP	16.29228 EUR
Volume (pcs)	162
Trading volume	2,639.35
Number of trades	5
Last size	62

Performance and Risk

	6m	1y	3y
Perf (%)	+10.25%	-18.07%	-35.03%
Perf (abs.)	+1.57	-3.73	-9.11
Beta	0.90	0.82	0.75
Volatility	22.68	23.49	26.70

5y



Information about previous performance does not guarantee future performance.
Source: FactSet

Price data

Ø price 5 days Ø volume 5 days (pcs.)	16.73 EUR (269)
Ø price 30 days Ø volume 30 days (pcs.)	17.03 EUR (512)
Ø price 100 days Ø volume 100 days (pcs.)	17.48 EUR (669)
Ø price 250 days Ø volume 250 days (pcs.)	17.43 EUR (930)
YTD High date	18.99 EUR (2024/01/30)
YTD Low date	16.40 EUR (2024/04/18)
52 Weeks High date	20.98 EUR (2023/04/27)
52 Weeks Low date	15.06 EUR (2023/10/25)

Arbitrage views

Exchange 	Date	Time	Price	Trading volume (mio.)	Number of trades
Tradegate	2024/04/25	09:34	16.08 EUR	0.00	5
Stuttgart	2024/04/25	08:02	16.58 EUR	0.00	1
Nasdaq Helsinki	2024/04/25	09:49	15.925 EUR	6.88	1,982
Munich	2024/04/25	08:02	16.92 EUR	0.00	1
London Stock Exchange	2024/	09:00	16.355 EUR	0.00	1

European Trade Reporting	04/25					
Hanover	2024/ 04/25	08:00	16.77 EUR	0.00		1
Frankfurt	2024/ 04/25	08:00	16.77 EUR	0.00		1
FINRA other OTC Issues	2024/ 03/21	18:59	18.915 USD	0.01		1
Duesseldorf	2024/ 04/25	08:10	16.75 EUR	0.00		1
Berlin	2024/ 04/25	08:03	16.755 EUR	0.00		1

Company profile

Company Logo



Contact Details

KESKO OYJ

--

Työpajankatu 12 - 00580 Helsinki

Telefon: +358-10-5311

Fax: +358-9-174-398

E-mail: -

Company Profile

-

Members of Management Board

Jorma Rauhala Chairman of Managing Board

Ari Akseli Member of Executive Committee

Jukka Erlund Member of Executive Committee

Karoliina Partanen Member of Executive Committee

Matti Mettälä Member of Executive Committee

Riikka Joukio Member of Executive Committee

Board of directors

Esa Mikael Kiiskinen Chairman of Supervisory Board

Piia Karhu Member of Supervisory Board

Timo Olavi Ritakallio Member of Supervisory Board

Jannica Charlotta E. Fagerholm Member of Supervisory Board

Jussi Perälä Member of Supervisory Board

Pauli Jaakola Member of Supervisory Board

Peter Thor Fagernäs Member of Supervisory Board