

UBER TECHNOLOGIES INC.

ISIN: **US90353T1007** WKN: **90353T100**

Overview

2019/07/12 17:36:08

5y

Price

48.00 CHF

Difference  7.02% (3.15)

General attributes

ISIN	US90353T1007
Symbol	UBER
Exchange	SIX Swiss Exchange
Currency	CHF
Sector	Transport
Security type	Stock
Market cap (m)	153,582 EUR
Benchmark	S&P 500

Market data




Bid (Bid size)	49.63 CHF (100)
Ask (Ask size)	47.90 CHF (400)
Open	48.00 CHF
High	48.00 CHF
Low	48.00 CHF
Close (prev. day)	44.85 CHF
VWAP	53.44 CHF
Volume (pcs)	-
Trading volume	-
Number of trades	1
Last size	-

Futures and Options

Related Futures	14
Related Options	-

Chart
not availableInformation about previous performance does not guarantee future performance.
Source: FactSet

Recent research

on instrument	on sector	on market
Date	Headline	Download
2024/09/27	 Global Equity Ratings	
2024/09/27	 Aktienempfehlungen Global	
2024/09/11	 Global Equity Ratings	
2024/09/11	 Aktienempfehlungen Global	
2024/09/05	 Global Equity Ratings	

Details

2019/07/12 17:36:08

Price

48.00 CHF

Difference ▲ 7.02% (3.15)

General attributes

ISIN	US90353T1007
Symbol	UBER
Exchange	SIX Swiss Exchange
Currency	CHF
Sector	Transport
Security type	Stock
Market cap (m)	153,582 EUR
Benchmark	S&P 500

Market data

Bid (Bid size)	49.63 CHF (100)
Ask (Ask size)	47.90 CHF (400)
Open	48.00 CHF
High	48.00 CHF
Low	48.00 CHF
Close (prev. day)	44.85 CHF
VWAP	53.44 CHF
Volume (pcs)	-
Trading volume	-
Number of trades	1
Last size	-

Performance and Risk

	6m	1y	3y
Perf (%)	-	-	-
Perf (abs.)	-	-	-
Beta	1.27	1.49	1.55
Volatility	-	-	-

5y

Chart
not available

Information about previous performance does not guarantee future performance.
Source: FactSet

Price data

Ø price 5 days Ø volume 5 days (pcs.)	- CHF (-)
Ø price 30 days Ø volume 30 days (pcs.)	- CHF (18,693)
Ø price 100 days Ø volume 100 days (pcs.)	- CHF (7,467)
Ø price 250 days Ø volume 250 days (pcs.)	- CHF (-)
YTD High date	- CHF (-)
YTD Low date	- CHF (-)
52 Weeks High date	- CHF (-)
52 Weeks Low date	- CHF (-)

Arbitrage views

Exchange ⊕	Date	Time	Price	Trading volume (mio.)	Number of trades
Xetra	2024/10/18	17:35	72.74 EUR	0.24	64
Vienna Stock Exchange	2024/10/18	17:32	72.82 EUR	0.00	5
Tradegate	2024/10/18	22:26	72.89 EUR	1.34	112
Stuttgart	2024/10/18	21:31	72.79 EUR	0.00	4
SIX Swiss Exchange	2019/	17:36	48.00 CHF	0.00	1

	07/12					
SIX Swiss Exchange	2022/ 04/14	17:35	43.05 USD	0.00		1
NYSE	2024/ 10/18	22:00	79.16 USD	1,123.79		126,284
Munich	2024/ 10/18	08:01	73.87 EUR	0.00		2
London Stock Exchange	2024/ 10/18	17:35	79.05 USD	0.00		18
Hanover	2024/ 10/18	17:47	72.85 EUR	0.00		3
Hamburg	2024/ 10/18	17:25	72.66 EUR	0.00		2
Frankfurt	2024/ 10/18	17:00	72.80 EUR	0.05		6
Euronext Milan MTF Trading After Hours	2024/ 10/18	18:05	73.15 EUR	0.00		1
Euronext Milan MTF Global Equity Market	2024/ 10/18	17:44	72.73 EUR	0.02		7
Duesseldorf	2024/ 10/18	19:31	72.98 EUR	0.00		7
Berlin	2024/ 10/18	08:01	73.87 EUR	0.00		2

Company profile

Company Logo



Contact Details

UBER TECHNOLOGIES INC.

--

1725 3rd Street - 94158 San Francisco

Telefon: +1-415-612-8582

Fax: +

E-mail: -

Company Profile

-

Members of Management Board

Ronald Sugar	Chairman of Board of Directors
Alexander Rijn Wynaendts	Member of Board of Directors
Amanda Ginsberg	Member of Board of Directors
David Trujillo	Member of Board of Directors
John Thain	Member of Board of Directors
Revathi Advaiti	Member of Board of Directors
Robert Eckert	Member of Board of Directors
Turqi Alnowaiser	Member of Board of Directors
Ursula Burns	Member of Board of Directors
Wan Ling Martello	Member of Board of Directors
Dara Khosrowshahi	Chairman of Managing Board
Nikki Krishnamurthy	Member of Executive Committee
Prashanth Mahendra-Rajah	Member of Executive Committee
Sundeep Jain	Member of Executive Committee
Tony West	Member of Executive Committee