

DESERT MOUNTAIN ENERGY CORP.

ISIN: CA25043D1078 WKN: -

Overview

2024/07/26 21:59:59

Price
0.275 CADDifference  1.85% (0.01)

General attributes

ISIN	CA25043D1078
Symbol	DME
Exchange	TSX Venture Exchange
Currency	CAD
Sector	Energy / Commodities
Security type	Stock
Market cap (m)	17 EUR
Benchmark	S&P/TSX 60 INDEX

Market data

Bid (Bid size)	0.275 CAD (15,500)
Ask (Ask size)	0.285 CAD (4,500)
Open	0.255 CAD
High	0.28 CAD
Low	0.255 CAD
Close (prev. day)	0.27 CAD
VWAP	0.27393 CAD
Volume (pcs)	50,250
Trading volume	13,765.00
Number of trades	21
Last size	2,500

Futures and Options










Related Futures	-
Related Options	-

5y



Information about previous performance does not guarantee future performance.
Source: FactSet

Recent research

on sector	Date	Headline	Download
	2024/07/26	 Equity Weekly	
	2024/07/24	 Global Equity Ratings	
	2024/07/24	 Aktienempfehlungen Global	
	2024/07/15	 Aktienempfehlungen Global	
	2024/07/12	 Equity Weekly	

Details

2024/07/26 21:59:59

Price

0.275 CAD

Difference ▲ 1.85% (0.01)

General attributes

ISIN	CA25043D1078
Symbol	DME
Exchange	TSX Venture Exchange
Currency	CAD
Sector	Energy / Commodities
Security type	Stock
Market cap (m)	17 EUR
Benchmark	S&P/TSX 60 INDEX

Market data

Bid (Bid size)	0.275 CAD (15,500)
Ask (Ask size)	0.285 CAD (4,500)
Open	0.255 CAD
High	0.28 CAD
Low	0.255 CAD
Close (prev. day)	0.27 CAD
VWAP	0.27393 CAD
Volume (pcs)	50,250
Trading volume	13,765.00
Number of trades	21
Last size	2,500

Performance and Risk

	6m	1y	3y
Perf (%)	-14.06%	-42.71%	-93.93%
Perf (abs.)	-0.05	-0.21	-4.26
Beta	0.81	-0.20	1.01
Volatility	105.46	94.18	100.82

5y



Information about previous performance does not guarantee future performance.
Source: FactSet

Price data

Ø price 5 days Ø volume 5 days (pcs.)	0.274 CAD (34,273)
Ø price 30 days Ø volume 30 days (pcs.)	0.290 CAD (29,194)
Ø price 100 days Ø volume 100 days (pcs.)	0.289 CAD (34,676)
Ø price 250 days Ø volume 250 days (pcs.)	0.331 CAD (47,984)
YTD High date	0.465 CAD (2024/05/21)
YTD Low date	0.225 CAD (2024/03/11)
52 Weeks High date	0.570 CAD (2023/09/07)
52 Weeks Low date	0.225 CAD (2024/03/11)

All listings for DESERT MOUNTAIN ENERGY CORP.

Exchange ⊕	Date	Time	Price	Trading volume (mio.)	Number of trades
Tradegate	2024/07/26	22:02	0.1866 EUR	0.00	1
TSX Venture Exchange	2024/07/26	21:59	0.275 CAD	0.01	21
Stuttgart	2024/07/26	14:44	0.1616 EUR	0.00	5
Munich	2024/07/26	08:02	0.1852 EUR	0.00	1
Frankfurt	2024/07/26	21:55	0.1476 EUR	0.00	8

	26					
FINRA other OTC Issues	2024/07/26	21:10	0.206 USD	0.02		35
Duesseldorf	2024/07/26	19:30	0.147 EUR	0.00		6
Berlin	2024/07/26	20:48	0.1864 EUR	0.00		20

Company profile

Company Logo



Company Profile

-

Contact Details

DESERT MOUNTAIN ENERGY

--

Telefon: -

Fax: -

E-mail: -