

REVENIO GROUP OYJ

ISIN: **FI0009010912** WKN: **REG1V**

Overview

2024/02/20 16:32:27

Price
28.35 USDDifference  -18.53% (-6.45)

General attributes

ISIN	FI0009010912
Symbol	REG1V
Exchange	FINRA other OTC Issues
Currency	USD
Sector	Chemical / Pharmaceutical / Health
Security type	Stock
Market cap (m)	673 EUR
Benchmark	OMX HELSINKI 25

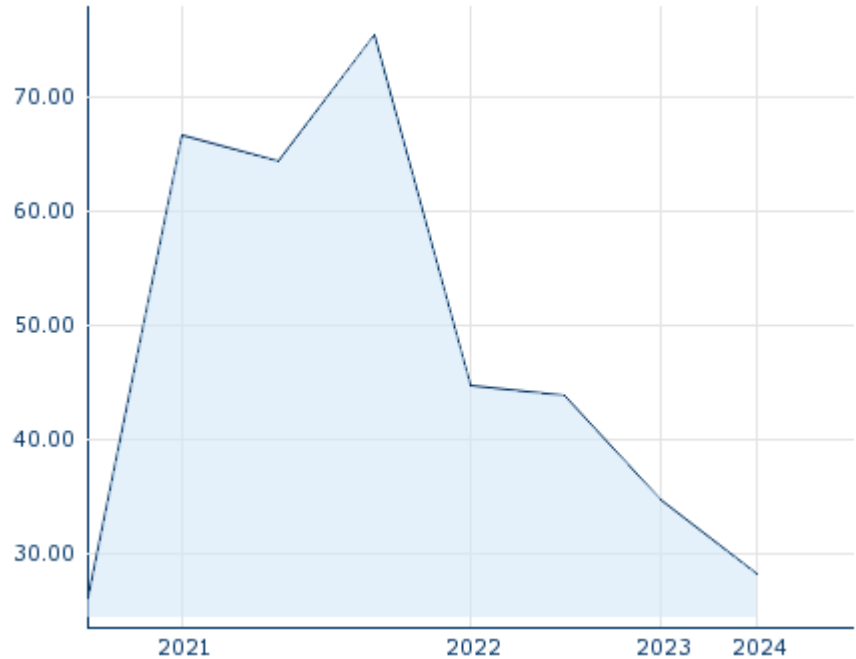
Market data

Bid (Bid size)	-
Ask (Ask size)	-
Open	28.35 USD
High	28.35 USD
Low	28.35 USD
Close (prev. day)	34.80 USD
VWAP	28.35 USD
Volume (pcs)	835
Trading volume	23,672.25
Number of trades	1
Last size	835

Futures and Options


Related Futures	-
Related Options	-

5y



Information about previous performance does not guarantee future performance.
Source: FactSet

Recent research

on sector		on market	
Date		Headline	Download
2024/04/26		Global Equity Ratings	
2024/04/26		Aktienempfehlungen Global	
2024/04/15		Aktienempfehlungen Österreich	
2024/04/03		Global Equity Ratings	
2024/04/03		Aktienempfehlungen Global	

Details

2024/02/20 16:32:27

Price

28.35 USD

Difference ▼ -18.53% (-6.45)

General attributes

ISIN	FI0009010912
Symbol	REG1V
Exchange	FINRA other OTC Issues
Currency	USD
Sector	Chemical / Pharmaceutical / Health
Security type	Stock
Market cap (m)	673 EUR
Benchmark	OMX HELSINKI 25

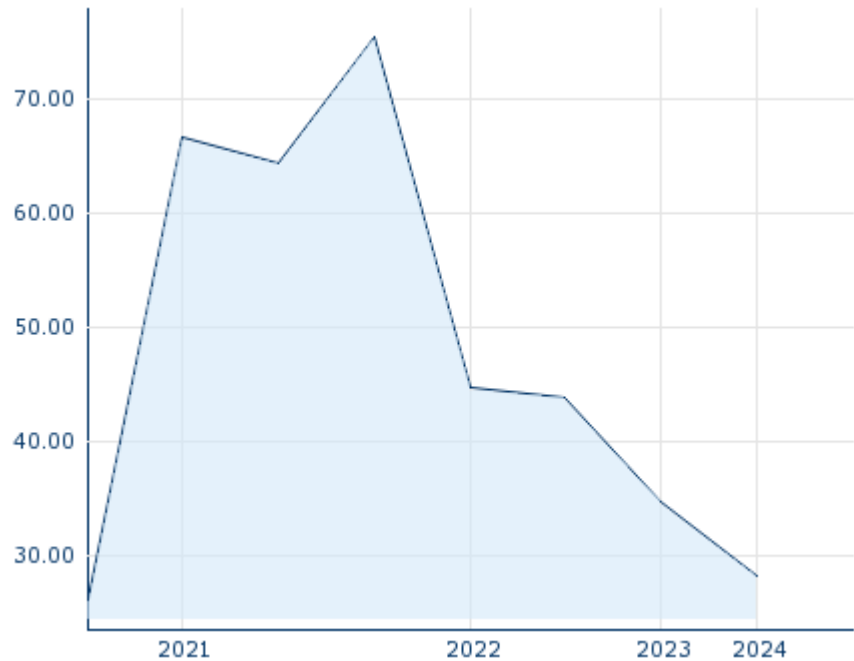
Market data

Bid (Bid size)	-
Ask (Ask size)	-
Open	28.35 USD
High	28.35 USD
Low	28.35 USD
Close (prev. day)	34.80 USD
VWAP	28.35 USD
Volume (pcs)	835
Trading volume	23,672.25
Number of trades	1
Last size	835

Performance and Risk

	6m	1y	3y
Perf (%)	-	-	-
Perf (abs.)	-	-	-
Beta	1.16	1.20	1.01
Volatility	-	231.92	94.53

5y



Information about previous performance does not guarantee future performance.
Source: FactSet

Price data

Ø price 5 days Ø volume 5 days (pcs.)	- USD (-)
Ø price 30 days Ø volume 30 days (pcs.)	- USD (-)
Ø price 100 days Ø volume 100 days (pcs.)	- USD (-)
Ø price 250 days Ø volume 250 days (pcs.)	31.58 USD (9)
YTD High date	- USD (-)
YTD Low date	- USD (-)
52 Weeks High date	34.80 USD (2023/06/30)
52 Weeks Low date	28.35 USD (2024/02/20)

Arbitrage views

Exchange	Date	Time	Price	Trading volume (mio.)	Number of trades
Tradegate	2024/04/26	22:02	25.26 EUR	0.00	1
Stuttgart	2024/04/26	11:10	24.70 EUR	0.00	5
Nasdaq Helsinki	2024/04/26	17:29	25.22 EUR	0.86	478
Munich	2024/04/26	08:11	24.16 EUR	0.00	2
London Stock	2024/03/26	13:08	25.76 EUR	0.02	1

Exchange	12						
Frankfurt	2024/04/ 26	09:15	24.54	EUR	0.00		3
FINRA other OTC Issues	2024/02/ 20	16:32	28.35	USD	0.02		1
Duesseldorf	2024/04/ 26	08:11	23.80	EUR	0.00		3

Company profile

Company Logo

REVENIO

ENABLING EASY & EFFICIENT DIAGNOSIS

Company Profile

-

Contact Details

REVENIO GROUP

--

Ayritie 22 01510 Vantaa

Telefon: +358 9 8775 1150

Fax: -

E-mail: info@revenio.fi