

## OSINO RESOURCES CORP.

ISIN: CA68828L1004 WKN: -

## Overview

2024/07/26 11:05:43

Price

1.175 EUR

Difference  -0.42% (-0.01)

## General attributes

ISIN	CA68828L1004
Symbol	OSI
Exchange	Stuttgart
Currency	EUR
Sector	Energy / Commodities
Security type	Stock
Market cap (m)	235 EUR
Benchmark	S&P/TSX 60 INDEX

## Market data

Bid (Bid size)	- (0)
Ask (Ask size)	- (0)
Open	1.175 EUR
High	1.175 EUR
Low	1.175 EUR
Close (prev. day)	1.18 EUR
VWAP	-
Volume (pcs)	0
Trading volume	0.00
Number of trades	4
Last size	0

## Futures and Options

Related Futures	-
Related Options	-









5y



Information about previous performance does not guarantee future performance.

Source: FactSet

## Recent research

on sector	Date	Headline	Download
	2024/07/26	 Equity Weekly	
	2024/07/24	 Global Equity Ratings	
	2024/07/24	 Aktienempfehlungen Global	
	2024/07/15	 Aktienempfehlungen Global	
	2024/07/12	 Equity Weekly	

## Details

2024/07/26 11:05:43

### Price

1.175 EUR

**Difference** ▼ -0.42% (-0.01)

### General attributes

ISIN	CA68828L1004
Symbol	OSI
Exchange	Stuttgart
Currency	EUR
Sector	Energy / Commodities
Security type	Stock
Market cap (m)	235 EUR
Benchmark	S&P/TSX 60 INDEX

### Market data

Bid (Bid size)	- (0)
Ask (Ask size)	- (0)
Open	1.175 EUR
High	1.175 EUR
Low	1.175 EUR
Close (prev. day)	1.18 EUR
VWAP	-
Volume (pcs)	0
Trading volume	0.00
Number of trades	4
Last size	0

### Performance and Risk

	6m	1y	3y
Perf (%)	+21.13%	+59.86%	+53.59%
Perf (abs.)	+0.21	+0.44	+0.41
Beta	0.30	0.36	0.72
Volatility	35.02	50.12	63.75

5y



Information about previous performance does not guarantee future performance.  
Source: FactSet

### Price data

Ø price 5 days   Ø volume 5 days (pcs.)	1.181 EUR (571)
Ø price 30 days   Ø volume 30 days (pcs.)	1.180 EUR (2,642)
Ø price 100 days   Ø volume 100 days (pcs.)	1.188 EUR (1,900)
Ø price 250 days   Ø volume 250 days (pcs.)	0.963 EUR (1,530)
YTD High   date	1.240 EUR (2024/07/08)
YTD Low   date	0.905 EUR (2024/01/17)
52 Weeks High   date	1.240 EUR (2024/07/08)
52 Weeks Low   date	0.570 EUR (2023/11/10)

### All listings for OSINO RESOURCES CORP.

Exchange	Date	Time	Price	Trading volume (mio.)	Number of trades
Tradegate	2024/07/26	22:02	1.21 EUR	0.00	1
TSX Venture Exchange	2024/07/26	21:59	1.82 CAD	1.36	99
Stuttgart	2024/07/26	11:05	1.175 EUR	0.00	4
Munich	2024/07/26	08:02	1.215 EUR	0.00	1
Frankfurt	2024/07/26	08:10	1.145 EUR	0.00	2

	26					
FINRA other OTC Issues	2024/07/ 26	21:18	1.315 USD	0.01		4
Duesseldorf	2024/07/ 26	19:32	1.18 EUR	0.00		7
Berlin	2024/07/ 26	20:22	1.21 EUR	0.00		13

## Company profile

### Company Logo



### Company Profile

-

### Contact Details

OSINO RESOURCES CORP.

--

----

Telefon: -

Fax: -

E-mail: -