

ALASKA AIR GROUP INC COM USD0.01

ISIN: **US0116591092** WKN: **011659109**

Overview

2024/04/26 22:00:02

Price

43.96 USD

Difference  -1.32% (-0.59)

General attributes

ISIN	US0116591092
Symbol	ALK
Exchange	NYSE
Currency	USD
Sector	Transport
Security type	Stock
Market cap (m)	5,155 EUR
Benchmark	S&P 500

Market data

Bid (Bid size)	43.60 USD (100)
Ask (Ask size)	44.51 USD (100)
Open	44.67 USD
High	44.7362 USD
Low	43.4133 USD
Close (prev. day)	44.55 USD
VWAP	43.905613 USD
Volume (pcs)	2,032,417
Trading volume	89,211,718.47
Number of trades	25,500
Last size	-

Futures and Options




Related Futures	15
Related Options	-

5y



Information about previous performance does not guarantee future performance.
Source: FactSet

Recent research

on sector		on market		
Date		Headline		Download
2024/04/26		Global Equity Ratings		
2024/04/26		Aktienempfehlungen Global		
2024/04/15		Aktienempfehlungen Österreich		
2024/04/03		Global Equity Ratings		
2024/04/03		Aktienempfehlungen Global		

Details

2024/04/26 22:00:02

Price

43.96 USD

 Difference ▼ -1.32% (-0.59)

General attributes

ISIN	US0116591092
Symbol	ALK
Exchange	NYSE
Currency	USD
Sector	Transport
Security type	Stock
Market cap (m)	5,155 EUR
Benchmark	S&P 500

Market data

Bid (Bid size)	43.60 USD (100)
Ask (Ask size)	44.51 USD (100)
Open	44.67 USD
High	44.7362 USD
Low	43.4133 USD
Close (prev. day)	44.55 USD
VWAP	43.905613 USD
Volume (pcs)	2,032,417
Trading volume	89,211,718.47
Number of trades	25,500
Last size	-

Performance and Risk

	6m	1y	3y
Perf (%)	+38.37%	+4.07%	-36.73%
Perf (abs.)	+12.19	+1.72	-25.52
Beta	1.38	1.21	1.19
Volatility	40.29	35.63	37.11

5y



Information about previous performance does not guarantee future performance.
Source: FactSet

Price data

Ø price 5 days Ø volume 5 days (pcs.)	44.67 USD (2,311,056)
Ø price 30 days Ø volume 30 days (pcs.)	41.90 USD (2,495,863)
Ø price 100 days Ø volume 100 days (pcs.)	38.68 USD (3,273,722)
Ø price 250 days Ø volume 250 days (pcs.)	40.99 USD (2,433,814)
YTD High date	46.15 USD (2024/04/22)
YTD Low date	33.24 USD (2024/01/17)
52 Weeks High date	57.18 USD (2023/07/13)
52 Weeks Low date	30.75 USD (2023/11/01)

Arbitrage views

Exchange ⊕	Date	Time	Price	Trading volume (mio.)	Number of trades
Tradegate	2024/04/26	22:26	41.08 EUR	0.00	1
Stuttgart	2024/04/26	10:32	41.50 EUR	0.00	4
NYSE	2024/04/26	22:00	43.96 USD	89.21	25,500
Munich	2024/04/26	08:03	41.39 EUR	0.00	2
London Stock	2024/04/26	16:08	43.08 USD	0.02	1

Exchange	10						
Frankfurt	2024/04/ 26	08:02	41.39	EUR	0.00		2
Duesseldorf	2024/04/ 26	19:31	40.85	EUR	0.00		7
Berlin	2024/04/ 26	08:08	41.41	EUR	0.00		2

Company profile

Company Logo



Contact Details

ALASKA AIR GROUP INC.

--

Telefon: -

Fax: -

E-mail: -

Company Profile

-

Members of Management Board

Patricia Bedient	Chairman of Board of Directors
Adrienne Lofton	Member of Board of Directors
Daniel Elwell	Member of Board of Directors
Dhiren Fonseca	Member of Board of Directors
Eric Yeaman	Member of Board of Directors
Helvi Sandvik	Member of Board of Directors
James Beer	Member of Board of Directors
James Thompson	Member of Board of Directors
Kathleen Hogan	Member of Board of Directors
Raymond Conner	Member of Board of Directors
Ben Minicucci	Chairman of Managing Board
Andrew Harrison	Member of Executive Committee
Constance von Muehlen	Member of Executive Committee
Shane Tackett	Member of Executive Committee