

# J FRONT RETAILING CO LTD NPV

ISIN: **JP3386380004** WKN: **3086**

## Overview

2021/09/30 08:25:30

**Price**  
8.20 EUR

**Difference**  0.61% (0.05)

### General attributes

ISIN	JP3386380004
Symbol	3086
Exchange	Stuttgart
Currency	EUR
Sector	-
Security type	Stock
Market cap (m)	2,296 EUR
Benchmark	NIKKEI 225

### Market data

Bid (Bid size)	- (0)
Ask (Ask size)	- (0)
Open	8.20 EUR
High	8.20 EUR
Low	8.20 EUR
Close (prev. day)	8.15 EUR
VWAP	-
Volume (pcs)	0
Trading volume	0.00
Number of trades	2
Last size	0

### Futures and Options





Related Futures	-
Related Options	-

5y



Information about previous performance does not guarantee future performance.  
**Source:** FactSet

### Recent research

on market		
Date	Headline	Download
2024/02/22	 Aktienempfehlungen Global	
2024/02/22	 Global Equity Ratings	
2023/10/27	 Global Equity Ratings	
2023/10/27	 Aktienempfehlungen Global	
2023/09/29	 Global Equity Ratings	

## Details

2021/09/30 08:25:30

Price  
8.20 EURDifference ▲ 0.61% (0.05)

## General attributes

ISIN	JP3386380004
Symbol	3086
Exchange	Stuttgart
Currency	EUR
Sector	-
Security type	Stock
Market cap (m)	2,296 EUR
Benchmark	NIKKEI 225

## Market data

Bid (Bid size)	- (0)
Ask (Ask size)	- (0)
Open	8.20 EUR
High	8.20 EUR
Low	8.20 EUR
Close (prev. day)	8.15 EUR
VWAP	-
Volume (pcs)	0
Trading volume	0.00
Number of trades	2
Last size	0

## Performance and Risk

	6m	1y	3y
Perf (%)	-0.61%	+36.67%	-
Perf (abs.)	-0.05	+2.20	-
Beta	0.71	0.64	0.61
Volatility	34.48	38.57	40.89

5y



Information about previous performance does not guarantee future performance.  
Source: FactSet

## Price data

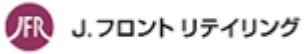
Ø price 5 days   Ø volume 5 days (pcs.)	8.04 EUR (0)
Ø price 30 days   Ø volume 30 days (pcs.)	7.55 EUR (0)
Ø price 100 days   Ø volume 100 days (pcs.)	7.62 EUR (3)
Ø price 250 days   Ø volume 250 days (pcs.)	7.39 EUR (22)
YTD High   date	9.00 EUR (2021/03/22)
YTD Low   date	6.00 EUR (2021/01/05)
52 Weeks High   date	9.00 EUR (2021/03/22)
52 Weeks Low   date	5.85 EUR (2020/10/01)

## Arbitrage views

Exchange <span style="font-size: small;">⊕</span>	Date	Time	Price	Trading volume (mio.)	Number of trades
Tokyo Stock Exchange	2024/05/14	08:00	1,431.00 JPY	19.32	2,243
Stuttgart	2021/09/30	08:25	8.20 EUR	0.00	2
FINRA other OTC Issues	2023/10/12	21:00	9.865 USD	0.01	2

## Company profile

### Company Logo



### Company Profile

-

### Contact Details

J FRONT RETAILING CO LTD

--

6-10-1, Ginza, Chuo-ku - 104-0061 Tokyo

Telefon: -

Fax: -

E-mail: -