

## VIAPLAY GROUP AB SER. B

ISIN: SE0012116390 WKN: -

## Overview

2024/01/17 15:30:03

Price  
0.29 USDDifference  -2.95% (-0.01)

## General attributes

ISIN	SE0012116390
Symbol	VPLAY B
Exchange	FINRA other OTC Issues
Currency	USD
Sector	Media / Entertainment / Recreation
Security type	Stock
Market cap (m)	310 EUR
Benchmark	OMX STOCKHOLM 30 INDEX

## Market data

Bid (Bid size)	-
Ask (Ask size)	-
Open	0.29 USD
High	0.29 USD
Low	0.29 USD
Close (prev. day)	0.2988 USD
VWAP	0.29 USD
Volume (pcs)	6,000
Trading volume	1,740.00
Number of trades	2
Last size	3,000

## Futures and Options

Related Futures	-
Related Options	-









5y



Information about previous performance does not guarantee future performance.  
Source: FactSet

## Recent research

on sector

Date		Headline	Download
2024/09/11		Global Equity Ratings	
2024/09/11		Aktienempfehlungen Global	
2024/09/09		Aktienempfehlungen Österreich	
2024/09/05		Global Equity Ratings	
2024/09/05		Aktienempfehlungen Global	

## Details

2024/01/17 15:30:03

## Price

0.29 USD

Difference ▼ -2.95% (-0.01)

## General attributes

ISIN	SE0012116390
Symbol	VPLAY B
Exchange	FINRA other OTC Issues
Currency	USD
Sector	Media / Entertainment / Recreation
Security type	Stock
Market cap (m)	310 EUR
Benchmark	OMX STOCKHOLM 30 INDEX

## Market data

Bid (Bid size)	-
Ask (Ask size)	-
Open	0.29 USD
High	0.29 USD
Low	0.29 USD
Close (prev. day)	0.2988 USD
VWAP	0.29 USD
Volume (pcs)	6,000
Trading volume	1,740.00
Number of trades	2
Last size	3,000

## Performance and Risk

	6m	1y	3y
Perf (%)	-	-	-
Perf (abs.)	-	-	-
Beta	-	-	-
Volatility	252.64	417.89	221.97

5y



Information about previous performance does not guarantee future performance.  
Source: FactSet

## Price data

Ø price 5 days   Ø volume 5 days (pcs.)	- USD (-)
Ø price 30 days   Ø volume 30 days (pcs.)	- USD (4)
Ø price 100 days   Ø volume 100 days (pcs.)	0.23 USD (555)
Ø price 250 days   Ø volume 250 days (pcs.)	0.82 USD (665)
YTD High   date	0.32 USD (2024/01/16)
YTD Low   date	0.25 USD (2024/01/16)
52 Weeks High   date	2.41 USD (2023/06/06)
52 Weeks Low   date	0.15 USD (2023/12/05)

## All listings for VIAPLAY GROUP AB SER. B

Exchange	Date	Time	Price	Trading volume (mio.)	Number of trades
Tradegate	2024/09/13	22:02	0.0681 EUR	0.00	1
Stuttgart	2024/09/13	16:37	0.0614 EUR	0.00	13
Nasdaq Stockholm	2024/09/13	18:00	0.77 SEK	10.91	1,055
Munich	2024/09/13	08:07	0.0658 EUR	0.00	2
Frankfurt	2024/09/13	08:51	0.0635 EUR	0.00	2

	13					
FINRA other OTC Issues	2024/01/17	15:30	0.29 USD	0.00		2
Duesseldorf	2024/09/13	19:32	0.0667 EUR	0.00		7
Berlin	2024/09/13	08:07	0.0635 EUR	0.00		3

## Company profile

### Company Logo



### Company Profile

-

### Contact Details

VIAPLAY GROUP B

--

----

Telefon: -

Fax: -

E-mail: -