


VIAPLAY GROUP AB SER. B

ISIN: SE0012116390 WKN: -

Overview

| | | |
|---------------------|---|----------------|
| 2024/01/17 15:30:03 | | |
| Price | 0.29 USD | |
| Difference |  | -2.95% (-0.01) |

| | |
|--------------------|------------------------------------|
| General attributes | |
| ISIN | SE0012116390 |
| Symbol | VPLAY B |
| Exchange | FINRA other OTC Issues |
| Currency | USD |
| Sector | Media / Entertainment / Recreation |
| Security type | Stock |
| Market cap (m) | 266 EUR |
| Benchmark | OMX STOCKHOLM 30 INDEX |









| | |
|-------------------|------------|
| Market data | |
| Bid (Bid size) | - |
| Ask (Ask size) | - |
| Open | 0.29 USD |
| High | 0.29 USD |
| Low | 0.29 USD |
| Close (prev. day) | 0.2988 USD |
| VWAP | 0.29 USD |
| Volume (pcs) | 6,000 |
| Trading volume | 1,740.00 |
| Number of trades | 2 |
| Last size | 3,000 |

| | |
|---------------------|---|
| Futures and Options | |
| Related Futures | - |
| Related Options | - |




Information about previous performance does not guarantee future performance.
Source: FactSet

Recent research

| on sector | | | |
|------------|---|-------------------------------|---|
| Date | | Headline | Download |
| 2024/04/26 |  | Global Equity Ratings |  |
| 2024/04/26 |  | Aktienempfehlungen Global |  |
| 2024/04/15 |  | Aktienempfehlungen Österreich |  |
| 2024/04/03 |  | Global Equity Ratings |  |
| 2024/04/03 |  | Aktienempfehlungen Global |  |

Details

| | | |
|---------------------|---|----------------|
| 2024/01/17 15:30:03 | | |
| Price | 0.29 USD | |
| Difference |  | -2.95% (-0.01) |

| | |
|--------------------|------------------------------------|
| General attributes | |
| ISIN | SE0012116390 |
| Symbol | VPLAY B |
| Exchange | FINRA other OTC Issues |
| Currency | USD |
| Sector | Media / Entertainment / Recreation |
| Security type | Stock |
| Market cap (m) | 266 EUR |
| Benchmark | OMX STOCKHOLM 30 INDEX |

| | |
|-------------------|------------|
| Market data | |
| Bid (Bid size) | - |
| Ask (Ask size) | - |
| Open | 0.29 USD |
| High | 0.29 USD |
| Low | 0.29 USD |
| Close (prev. day) | 0.2988 USD |
| VWAP | 0.29 USD |
| Volume (pcs) | 6,000 |
| Trading volume | 1,740.00 |
| Number of trades | 2 |
| Last size | 3,000 |

| | | | |
|----------------------|--------|--------|--------|
| Performance and Risk | | | |
| | 6m | 1y | 3y |
| Perf (%) | - | - | - |
| Perf (abs.) | - | - | - |
| Beta | -1.53 | 0.32 | 1.20 |
| Volatility | 284.61 | 411.18 | 220.99 |



Information about previous performance does not guarantee future performance.
Source: FactSet

| | |
|---|-----------------------|
| Price data | |
| Ø price 5 days Ø volume 5 days (pcs.) | - USD (-) |
| Ø price 30 days Ø volume 30 days (pcs.) | - USD (-) |
| Ø price 100 days Ø volume 100 days (pcs.) | 0.21 USD (900) |
| Ø price 250 days Ø volume 250 days (pcs.) | 1.19 USD (673) |
| YTD High date | 0.32 USD (2024/01/16) |
| YTD Low date | 0.25 USD (2024/01/16) |
| 52 Weeks High date | 7.80 USD (2023/04/19) |
| 52 Weeks Low date | 0.15 USD (2023/12/05) |

| | | | | | |
|--|------------|-------|------------|-----------------------|------------------|
| Arbitrage views | | | | | |
| Exchange  | Date | Time | Price | Trading volume (mio.) | Number of trades |
| Tradegate | 2024/04/26 | 16:21 | 0.0595 EUR | 0.00 | 1 |
| Stuttgart | 2024/04/26 | 11:10 | 0.0515 EUR | 0.00 | 3 |
| Nasdaq Stockholm | 2024/04/26 | 17:29 | 0.6796 SEK | 15.80 | 1,769 |
| Munich | 2024/04/26 | 08:11 | 0.0547 EUR | 0.00 | 1 |
| Frankfurt | 2024/04/26 | 08:00 | 0.0547 EUR | 0.00 | 1 |

| | | | | | | |
|------------------------|------------|-------|------------|------|--|---|
| | 26 | | | | | |
| FINRA other OTC Issues | 2024/01/17 | 15:30 | 0.29 USD | 0.00 | | 2 |
| Duesseldorf | 2024/04/26 | 08:11 | 0.0547 EUR | 0.00 | | 1 |
| Berlin | 2024/04/26 | 08:11 | 0.0545 EUR | 0.00 | | 1 |

Company profile

Company Logo



Company Profile

-

Contact Details

VIAPLAY GROUP B

--

Telefon: -

Fax: -

E-mail: -