

ALFEN NV EUR0.10

ISIN: NL0012817175 WKN: -

Overview

2024/07/29 22:26:39

Price

16.15 EUR

Difference  -0.46% (-0.08)

General attributes

ISIN NL0012817175

Symbol ALFEN

Exchange Tradegate

Currency EUR

Sector Utilities

Security type Stock

Market cap (m) 345 EUR

Benchmark AMSTERDAM EXCHANGES INDEX

Market data

Bid (Bid size) 16.12 EUR (200)

Ask (Ask size) 16.18 EUR (200)

Open 16.205 EUR

High 16.67 EUR

Low 15.905 EUR

Close (prev. day) 16.225 EUR

VWAP 16.26588 EUR

Volume (pcs) 7,561

Trading volume 122,986.35

Number of trades 83

Last size 200

Futures and Options

Related Futures -






Related Options 661

5y



Information about previous performance does not guarantee future performance.
Source: FactSet

Recent research

on sector		on market	
Date		Headline	Download
2024/07/29		Aktienempfehlungen Österreich	
2024/07/26		Equity Weekly	
2024/07/24		Global Equity Ratings	
2024/07/24		Aktienempfehlungen Global	
2024/07/15		Aktienempfehlungen Global	

Details

2024/07/29 22:26:39

Price

16.15 EUR

Difference ▼ -0.46% (-0.08)

General attributes

ISIN	NL0012817175
Symbol	ALFEN
Exchange	Tradegate
Currency	EUR
Sector	Utilities
Security type	Stock
Market cap (m)	345 EUR
Benchmark	AMSTERDAM EXCHANGES INDEX

Market data

Bid (Bid size)	16.12 EUR (200)
Ask (Ask size)	16.18 EUR (200)
Open	16.205 EUR
High	16.67 EUR
Low	15.905 EUR
Close (prev. day)	16.225 EUR
VWAP	16.26588 EUR
Volume (pcs)	7,561
Trading volume	122,986.35
Number of trades	83
Last size	200

Performance and Risk

	6m	1y	3y
Perf (%)	-70.46%	-73.79%	-81.38%
Perf (abs.)	-38.53	-45.47	-70.60
Beta	1.68	1.79	1.19
Volatility	109.47	88.18	64.25

5y



Information about previous performance does not guarantee future performance.
Source: FactSet

Price data

Ø price 5 days Ø volume 5 days (pcs.)	16.33 EUR (8,973)
Ø price 30 days Ø volume 30 days (pcs.)	20.71 EUR (25,627)
Ø price 100 days Ø volume 100 days (pcs.)	34.78 EUR (10,356)
Ø price 250 days Ø volume 250 days (pcs.)	42.72 EUR (6,656)
YTD High date	65.06 EUR (2024/02/14)
YTD Low date	15.16 EUR (2024/06/26)
52 Weeks High date	65.06 EUR (2024/02/14)
52 Weeks Low date	15.16 EUR (2024/06/26)

Arbitrage views

Exchange	Date	Time	Price	Trading volume (mio.)	Number of trades
Xetra	2024/07/29	17:35	16.65 EUR	0.00	1
Vienna Stock Exchange	2024/07/29	15:30	16.385 EUR	0.00	4
Tradegate	2024/07/29	22:26	16.15 EUR	0.12	83
Stuttgart	2024/07/29	08:00	16.205 EUR	0.00	3

Munich	2024/ 07/29	08:11	16.27 EUR	0.00	2
London Stock Exchange European Trade Reporting	2024/ 07/29	17:30	16.2925 EUR	0.00	2
Frankfurt	2024/ 07/29	11:10	16.50 EUR	0.01	2
FINRA other OTC Issues	2024/ 04/15	16:38	40.70 USD	0.00	1
Euronext Milan MTF Trading After Hours	-	-	-	0.00	-
Euronext Amsterdam	2024/ 07/29	17:35	15.885 EUR	2.66	916
Duesseldorf	2024/ 07/29	08:10	16.15 EUR	0.00	2
Berlin	2024/ 07/29	21:50	16.28 EUR	0.00	19

Company profile

Company Logo



Contact Details

ALFEN NV

- -

Hefbrugweg 28 - 1332 AP Almere

Telefon: +31-36-549-34-00

Fax: +

E-mail: info@alfen.com

Company Profile

-

Members of Management Board

Marco Roeleveld	Chairman of Managing Board
--------------------	-------------------------------

Anne van Nood	Member of Executive Committee
---------------	----------------------------------

Bart Kempen	Member of Executive Committee
-------------	----------------------------------

Jeroen van Rossen	Member of Executive Committee
----------------------	----------------------------------

Michelle Lesh	Member of Executive Committee
---------------	----------------------------------

Board of directors

Henk ten Hove	Chairman of Supervisory Board
---------------	----------------------------------

Jeanine van der Vlist	Member of Supervisory Board
--------------------------	--------------------------------

Maria Anhalt	Member of Supervisory Board
--------------	--------------------------------

Willem Ackermans	Member of Supervisory Board
---------------------	--------------------------------