

SIF HOLDING N.V.

ISIN: **NL0011660485** WKN: -

Overview

2024/07/12 22:26:39

Price
12.68 EURDifference  0.00% (0.00)

General attributes

ISIN	NL0011660485
Symbol	SIFG
Exchange	Tradegate
Currency	EUR
Sector	Technology
Security type	Stock
Market cap (m)	380 EUR
Benchmark	AMSTERDAM EXCHANGES INDEX

Market data

Bid (Bid size)	12.62 EUR (90)
Ask (Ask size)	12.72 EUR (90)
Open	12.64 EUR
High	12.74 EUR
Low	12.64 EUR
Close (prev. day)	12.68 EUR
VWAP	12.69 EUR
Volume (pcs)	1,000
Trading volume	12,690.00
Number of trades	4
Last size	-

Futures and Options







Related Futures	-
Related Options	-

5y



Information about previous performance does not guarantee future performance.
Source: FactSet

Recent research

on sector		on market		
Date		Headline		Download
2024/07/12		Global Equity Ratings		
2024/07/12		Aktienempfehlungen Global		
2024/07/09		Aktienempfehlungen Österreich		
2024/07/05		Equity Weekly		
2024/06/24		Aktienempfehlungen Österreich		

Details

2024/07/12 22:26:39

Price

12.68 EUR

Difference ↔ 0.00% (0.00)

General attributes

ISIN	NL0011660485
Symbol	SIFG
Exchange	Tradegate
Currency	EUR
Sector	Technology
Security type	Stock
Market cap (m)	380 EUR
Benchmark	AMSTERDAM EXCHANGES INDEX

Market data

Bid (Bid size)	12.62 EUR (90)
Ask (Ask size)	12.72 EUR (90)
Open	12.64 EUR
High	12.74 EUR
Low	12.64 EUR
Close (prev. day)	12.68 EUR
VWAP	12.69 EUR
Volume (pcs)	1,000
Trading volume	12,690.00
Number of trades	4
Last size	-

Performance and Risk

	6m	1y	3y
Perf (%)	+24.41%	-3.78%	-10.40%
Perf (abs.)	+2.50	-0.50	-1.48
Beta	0.03	0.77	0.67
Volatility	28.78	33.04	32.42

5y



Information about previous performance does not guarantee future performance.
Source: FactSet

Price data

Ø price 5 days Ø volume 5 days (pcs.)	12.66 EUR (237)
Ø price 30 days Ø volume 30 days (pcs.)	11.26 EUR (264)
Ø price 100 days Ø volume 100 days (pcs.)	10.55 EUR (170)
Ø price 250 days Ø volume 250 days (pcs.)	10.40 EUR (142)
YTD High date	12.76 EUR (2024/07/08)
YTD Low date	9.80 EUR (2024/02/28)
52 Weeks High date	13.58 EUR (2023/07/24)
52 Weeks Low date	8.65 EUR (2023/11/20)

Arbitrage views

Exchange ⊕	Date	Time	Price	Trading volume (mio.)	Number of trades
Tradegate	2024/07/12	22:26	12.68 EUR	0.01	4
Stuttgart	2024/07/12	14:27	12.56 EUR	0.00	9
London Stock Exchange	2024/03/05	10:18	9.9048 EUR	0.02	1
Frankfurt	2024/07/12	11:29	12.46 EUR	0.00	4
Euronext	2024/07/12	17:35	12.72 EUR	0.11	72

Amsterdam	12					
Duesseldorf	2024/07/12	08:11	12.64	EUR	0.00	3
Berlin	2024/07/12	08:03	12.64	EUR	0.00	3

Company profile

Company Logo



Contact Details

SIF HOLDING NV

--

Mijnheerkensweg 33 - 6040 AM Roermond

Telefon: +31-47-538-57-77

Fax: +

E-mail: info@sif-group.com

Company Profile

-

Members of Management Board

Fred van Beers	Chairman of Managing Board
Ben Meijer	Member of Executive Committee
Frank Kevenaar	Member of Executive Committee
Joost Heemskerk	Member of Executive Committee
Monique van den Boogaard	Member of Executive Committee

Board of directors

Peter Gerretse	Chairman of Supervisory Board
Peter Wit	Member of Supervisory Board
Angelique Heckman	Member of Supervisory Board
Annabelle Vos	Member of Supervisory Board
Peter Visser	Member of Supervisory Board