

POZAVAROVANICA SAVA D. D NPV

ISIN: **SI0021110513** WKN: -

Overview

2024/07/26 15:10:51

Price

37.60 EUR

Difference  -0.53% (-0.20)

General attributes

ISIN SI0021110513

Symbol POSR

Exchange Ljubljana Stock Exchange

Currency EUR

Sector -

Security type Stock

Market cap (m) 647 EUR

Benchmark MSCI WORLD INDEX (STRD, UHD)

Market data

Bid (Bid size) 37.20 EUR (2,000)

Ask (Ask size) 37.60 EUR (2,000)

Open 37.80 EUR

High 38.00 EUR

Low 37.60 EUR

Close (prev. day) 37.80 EUR

VWAP 37.661171 EUR

Volume (pcs) 2,596

Trading volume 97,768.40

Number of trades 11

Last size 20

Futures and Options

Related Futures -





Related Options -

5y



Information about previous performance does not guarantee future performance.
Source: FactSet

Recent research

| on market | | | |
|------------|---|---------------------------|---|
| Date | | Headline | Download |
| 2024/07/24 |  | Aktienempfehlungen Global |  |
| 2024/07/15 |  | Aktienempfehlungen Global |  |
| 2024/07/03 |  | Global Strategy 3Q 2024 |  |
| 2024/07/03 |  | Global Strategy 3Q 2024 |  |
| 2024/06/21 |  | Global Equity Ratings |  |

Details

2024/07/26 15:10:51

Price

37.60 EUR

Difference 📉 -0.53% (-0.20)

General attributes

| | |
|----------------|------------------------------|
| ISIN | SI0021110513 |
| Symbol | POSR |
| Exchange | Ljubljana Stock Exchange |
| Currency | EUR |
| Sector | - |
| Security type | Stock |
| Market cap (m) | 647 EUR |
| Benchmark | MSCI WORLD INDEX (STRD, UHD) |

Market data

| | |
|-------------------|-------------------|
| Bid (Bid size) | 37.20 EUR (2,000) |
| Ask (Ask size) | 37.60 EUR (2,000) |
| Open | 37.80 EUR |
| High | 38.00 EUR |
| Low | 37.60 EUR |
| Close (prev. day) | 37.80 EUR |
| VWAP | 37.661171 EUR |
| Volume (pcs) | 2,596 |
| Trading volume | 97,768.40 |
| Number of trades | 11 |
| Last size | 20 |

Performance and Risk

| | 6m | 1y | 3y |
|-------------|---------|---------|---------|
| Perf (%) | +37.23% | +44.62% | +48.62% |
| Perf (abs.) | +10.20 | +11.60 | +12.30 |
| Beta | 0.33 | 0.18 | 0.30 |
| Volatility | 20.54 | 20.79 | 21.96 |

5y



Information about previous performance does not guarantee future performance.
Source: FactSet

Price data

| | |
|---|------------------------|
| Ø price 5 days Ø volume 5 days (pcs.) | 38.00 EUR (7,592) |
| Ø price 30 days Ø volume 30 days (pcs.) | 34.57 EUR (5,493) |
| Ø price 100 days Ø volume 100 days (pcs.) | 32.38 EUR (3,800) |
| Ø price 250 days Ø volume 250 days (pcs.) | 28.12 EUR (3,145) |
| YTD High date | 39.20 EUR (2024/07/23) |
| YTD Low date | 26.70 EUR (2024/01/18) |
| 52 Weeks High date | 39.20 EUR (2024/07/23) |
| 52 Weeks Low date | 22.10 EUR (2023/10/10) |

All listings for POZAVAROVARNICA SAVA D. D NPV

| Exchange 📍 | Date | Time | Price | Trading volume (mio.) | Number of trades |
|--------------------------|------------|-------|-----------|-----------------------|------------------|
| London Stock Exchange | 2022/06/21 | 15:39 | 25.40 EUR | 0.01 | 1 |
| Ljubljana Stock Exchange | 2024/07/26 | 15:10 | 37.60 EUR | 0.10 | 11 |

Company profile

Company Logo

Contact Details

POZAVAROVALNICA

--

Telefon: -

Fax: -

E-mail: -

Company Profile

-