

## CHICKEN SOUP FOR THE SOUL ENTERTAINMENT INC. CLASS A

ISIN: **US16842Q1004** WKN: **16842Q100**

## Overview

2024/07/02 15:31:12

Price  
0.0943 EURDifference  -11.04% (-0.01)

## General attributes

|                |                                    |
|----------------|------------------------------------|
| ISIN           | US16842Q1004                       |
| Symbol         | CSSE                               |
| Exchange       | Stuttgart                          |
| Currency       | EUR                                |
| Sector         | Media / Entertainment / Recreation |
| Security type  | Stock                              |
| Market cap (m) | 0 EUR                              |
| Benchmark      | S&P 500                            |

## Market data

|                   |            |
|-------------------|------------|
| Bid (Bid size)    | - (0)      |
| Ask (Ask size)    | - (0)      |
| Open              | 0.10 EUR   |
| High              | 0.10 EUR   |
| Low               | 0.0943 EUR |
| Close (prev. day) | 0.106 EUR  |
| VWAP              | -          |
| Volume (pcs)      | 500        |
| Trading volume    | 47.00      |
| Number of trades  | 4          |
| Last size         | 500        |








## Futures and Options

|                 |   |
|-----------------|---|
| Related Futures | - |
| Related Options | - |



Information about previous performance does not guarantee future performance.  
Source: FactSet

## Recent research

| on sector  |                                                                                     | on market                     |                                                                                       |
|------------|-------------------------------------------------------------------------------------|-------------------------------|---------------------------------------------------------------------------------------|
| Date       |                                                                                     | Headline                      | Download                                                                              |
| 2024/09/11 |  | Global Equity Ratings         |  |
| 2024/09/11 |  | Aktienempfehlungen Global     |  |
| 2024/09/09 |  | Aktienempfehlungen Österreich |  |
| 2024/09/05 |  | Global Equity Ratings         |  |
| 2024/09/05 |  | Aktienempfehlungen Global     |  |

## Details

2024/07/02 15:31:12

**Price**  
0.0943 EUR

**Difference** ▼ -11.04% (-0.01)

### General attributes

|                |                                    |
|----------------|------------------------------------|
| ISIN           | US16842Q1004                       |
| Symbol         | CSSE                               |
| Exchange       | Stuttgart                          |
| Currency       | EUR                                |
| Sector         | Media / Entertainment / Recreation |
| Security type  | Stock                              |
| Market cap (m) | 0 EUR                              |
| Benchmark      | S&P 500                            |

### Market data

|                   |            |
|-------------------|------------|
| Bid (Bid size)    | - (0)      |
| Ask (Ask size)    | - (0)      |
| Open              | 0.10 EUR   |
| High              | 0.10 EUR   |
| Low               | 0.0943 EUR |
| Close (prev. day) | 0.106 EUR  |
| VWAP              | -          |
| Volume (pcs)      | 500        |
| Trading volume    | 47.00      |
| Number of trades  | 4          |
| Last size         | 500        |

### Performance and Risk

|             | 6m      | 1y      | 3y      |
|-------------|---------|---------|---------|
| Perf (%)    | -51.64% | -91.27% | -99.73% |
| Perf (abs.) | -0.10   | -0.99   | -34.31  |
| Beta        | -       | -       | -       |
| Volatility  | 144.32  | 124.54  | 102.70  |

5y



Information about previous performance does not guarantee future performance.  
Source: FactSet

### Price data

|                                             |                         |
|---------------------------------------------|-------------------------|
| Ø price 5 days   Ø volume 5 days (pcs.)     | 0.1544 EUR (100)        |
| Ø price 30 days   Ø volume 30 days (pcs.)   | 0.2453 EUR (17)         |
| Ø price 100 days   Ø volume 100 days (pcs.) | 0.2041 EUR (5)          |
| Ø price 250 days   Ø volume 250 days (pcs.) | 0.3207 EUR (2)          |
| YTD High   date                             | 0.3178 EUR (2024/05/02) |
| YTD Low   date                              | 0.0943 EUR (2024/07/02) |
| 52 Weeks High   date                        | 1.1000 EUR (2023/07/11) |
| 52 Weeks Low   date                         | 0.0943 EUR (2024/07/02) |

### Arbitrage views

| Exchange               | Date       | Time  | Price      | Trading volume (mio.) | Number of trades |
|------------------------|------------|-------|------------|-----------------------|------------------|
| Stuttgart              | 2024/07/02 | 15:31 | 0.0943 EUR | 0.00                  | 4                |
| Frankfurt              | 2024/07/02 | 18:00 | 0.0836 EUR | 0.00                  | 2                |
| FINRA other OTC Issues | 2024/09/18 | 17:53 | 0.0093 USD | 0.00                  | 16               |
| Berlin                 | 2024/07/03 | 08:39 | 0.1028 EUR | 0.00                  | 1                |

## Company profile

### Company Logo



### Company Profile

-

### Contact Details

CHICKEN SOUP FOR THE SOUL  
ENTERTAIN.

--

----

Telefon: -

Fax: -

E-mail: -