

## GR SILVER MINING LTD.

ISIN: CA36258E1025 WKN: -

## Overview

2024/07/26 11:05:42

Price  
0.1075 EURDifference  5.39% (0.01)

## General attributes

ISIN	CA36258E1025
Symbol	GRSL
Exchange	Stuttgart
Currency	EUR
Sector	Energy / Commodities
Security type	Stock
Market cap (m)	36 EUR
Benchmark	S&P/TSX 60 INDEX

## Market data

Bid (Bid size)	- (0)
Ask (Ask size)	- (0)
Open	0.1075 EUR
High	0.1075 EUR
Low	0.1075 EUR
Close (prev. day)	0.102 EUR
VWAP	-
Volume (pcs)	10,000
Trading volume	1,075.00
Number of trades	5
Last size	0

## Futures and Options








Related Futures	-
Related Options	-

5y



Information about previous performance does not guarantee future performance.  
Source: FactSet

## Recent research

on sector	Date	Headline	Download
	2024/07/26	 Equity Weekly	
	2024/07/24	 Global Equity Ratings	
	2024/07/24	 Aktienempfehlungen Global	
	2024/07/15	 Aktienempfehlungen Global	
	2024/07/12	 Equity Weekly	

## Details

2024/07/26 11:05:42

**Price**  
0.1075 EUR

**Difference** ▲ 5.39% (0.01)

## General attributes

ISIN	CA36258E1025
Symbol	GRSL
Exchange	Stuttgart
Currency	EUR
Sector	Energy / Commodities
Security type	Stock
Market cap (m)	36 EUR
Benchmark	S&P/TSX 60 INDEX

## Market data

Bid (Bid size)	- (0)
Ask (Ask size)	- (0)
Open	0.1075 EUR
High	0.1075 EUR
Low	0.1075 EUR
Close (prev. day)	0.102 EUR
VWAP	-
Volume (pcs)	10,000
Trading volume	1,075.00
Number of trades	5
Last size	0

## Performance and Risk

	6m	1y	3y
Perf (%)	+84.08%	+150.00%	-67.47%
Perf (abs.)	+0.05	+0.06	-0.22
Beta	2.89	1.81	1.43
Volatility	158.19	196.88	149.01

5y



Information about previous performance does not guarantee future performance.  
Source: FactSet

## Price data

Ø price 5 days   Ø volume 5 days (pcs.)	0.1096 EUR (11,300)
Ø price 30 days   Ø volume 30 days (pcs.)	0.1144 EUR (13,341)
Ø price 100 days   Ø volume 100 days (pcs.)	0.1201 EUR (14,712)
Ø price 250 days   Ø volume 250 days (pcs.)	0.0728 EUR (10,287)
YTD High   date	0.1680 EUR (2024/05/20)
YTD Low   date	0.0480 EUR (2024/02/28)
52 Weeks High   date	0.1680 EUR (2024/05/20)
52 Weeks Low   date	0.0170 EUR (2023/10/24)

## All listings for GR SILVER MINING LTD.

Exchange <span>⊕</span>	Date	Time	Price	Trading volume (mio.)	Number of trades
Tradegate	2024/07/26	22:02	0.113 EUR	0.00	1
TSX Venture Exchange	2024/07/26	21:59	0.17 CAD	0.05	59
Stuttgart	2024/07/26	11:05	0.1075 EUR	0.00	5
Munich	2024/07/26	08:00	0.1075 EUR	0.00	2
Frankfurt	2024/07/26	08:05	0.1005 EUR	0.00	1

	26					
FINRA other OTC Issues	2024/07/26	21:57	0.1251 USD	0.02		43
Berlin	2024/07/26	20:48	0.113 EUR	0.00		20

## Company profile

### Company Logo



### Company Profile

-

### Contact Details

GR SILVER MINING

--

----

Telefon: -

Fax: -

E-mail: -