

GR SILVER MINING LTD.

ISIN: CA36258E1025 WKN: -

Overview

2024/07/12 20:14:40

Price
0.1385 EURDifference  -1.42% (-0.00)

General attributes

ISIN	CA36258E1025
Symbol	GRSL
Exchange	Stuttgart
Currency	EUR
Sector	Energy / Commodities
Security type	Stock
Market cap (m)	45 EUR
Benchmark	S&P/TSX 60 INDEX

Market data

Bid (Bid size)	- (0)
Ask (Ask size)	- (0)
Open	0.14 EUR
High	0.14 EUR
Low	0.131 EUR
Close (prev. day)	0.1405 EUR
VWAP	-
Volume (pcs)	0
Trading volume	0.00
Number of trades	12
Last size	0

Futures and Options




Related Futures	-
Related Options	-

5y



Information about previous performance does not guarantee future performance.
Source: FactSet

Recent research

on sector	Date	Headline	Download
	2024/07/12	 Equity Weekly	
	2024/07/12	 Global Equity Ratings	
	2024/07/12	 Aktienempfehlungen Global	
	2024/07/09	 Aktienempfehlungen Österreich	
	2024/06/24	 Aktienempfehlungen Österreich	

Details

2024/07/12 20:14:40

Price

0.1385 EUR

 Difference ▼ -1.42% (-0.00)

General attributes

ISIN	CA36258E1025
Symbol	GRSL
Exchange	Stuttgart
Currency	EUR
Sector	Energy / Commodities
Security type	Stock
Market cap (m)	45 EUR
Benchmark	S&P/TSX 60 INDEX

Market data

Bid (Bid size)	- (0)
Ask (Ask size)	- (0)
Open	0.14 EUR
High	0.14 EUR
Low	0.131 EUR
Close (prev. day)	0.1405 EUR
VWAP	-
Volume (pcs)	0
Trading volume	0.00
Number of trades	12
Last size	0

Performance and Risk

	6m	1y	3y
Perf (%)	+124.84%	+210.54%	-61.31%
Perf (abs.)	+0.08	+0.09	-0.22
Beta	3.08	1.69	1.41
Volatility	158.95	203.51	149.34

5y



Information about previous performance does not guarantee future performance.
Source: FactSet

Price data

Ø price 5 days Ø volume 5 days (pcs.)	0.1291 EUR (3,171)
Ø price 30 days Ø volume 30 days (pcs.)	0.1195 EUR (17,976)
Ø price 100 days Ø volume 100 days (pcs.)	0.1140 EUR (13,362)
Ø price 250 days Ø volume 250 days (pcs.)	0.0694 EUR (10,663)
YTD High date	0.1680 EUR (2024/05/20)
YTD Low date	0.0480 EUR (2024/02/28)
52 Weeks High date	0.1680 EUR (2024/05/20)
52 Weeks Low date	0.0170 EUR (2023/10/24)

Arbitrage views

Exchange	Date	Time	Price	Trading volume (mio.)	Number of trades
Tradegate	2024/07/12	22:26	0.145 EUR	0.02	12
TSX Venture Exchange	2024/07/12	21:59	0.215 CAD	0.06	60
Stuttgart	2024/07/12	20:14	0.1385 EUR	0.00	12
Munich	2024/07/12	08:00	0.1335 EUR	0.00	2
Frankfurt	2024/07/12	08:00	0.139 EUR	0.00	2

	12					
FINRA other OTC Issues	2024/07/ 12	21:58	0.167 USD	0.05		57
Berlin	2024/07/ 12	20:48	0.1465 EUR	0.00		20

Company profile

Company Logo



Company Profile

-

Contact Details

GR SILVER MINING

--

Telefon: -

Fax: -

E-mail: -