

## VIAPLAY GROUP AB SER. B

ISIN: SE0012116390 WKN: -

## Overview

2024/09/17 08:08:25

Price  
0.0666 EURDifference  0.00% (0.00)

## General attributes

ISIN	SE0012116390
Symbol	VPLAY B
Exchange	Munich
Currency	EUR
Sector	Media / Entertainment / Recreation
Security type	Stock
Market cap (m)	312 EUR
Benchmark	OMX STOCKHOLM 30 INDEX

## Market data

Bid (Bid size)	-
Ask (Ask size)	-
Open	0.0666 EUR
High	0.0666 EUR
Low	0.0666 EUR
Close (prev. day)	0.0666 EUR
VWAP	0.0698 EUR
Volume (pcs)	0
Trading volume	0.00
Number of trades	1
Last size	0

## Futures and Options








Related Futures	-
Related Options	-

5y



Information about previous performance does not guarantee future performance.  
Source: FactSet

## Recent research

on sector			
Date		Headline	Download
2024/09/11		Global Equity Ratings	
2024/09/11		Aktienempfehlungen Global	
2024/09/09		Aktienempfehlungen Österreich	
2024/09/05		Global Equity Ratings	
2024/09/05		Aktienempfehlungen Global	

## Details

2024/09/17 08:08:25

### Price

0.0666 EUR

 Difference ↔ 0.00% (0.00)

### General attributes

ISIN	SE0012116390
Symbol	VPLAY B
Exchange	Munich
Currency	EUR
Sector	Media / Entertainment / Recreation
Security type	Stock
Market cap (m)	312 EUR
Benchmark	OMX STOCKHOLM 30 INDEX

### Market data

Bid (Bid size)	-
Ask (Ask size)	-
Open	0.0666 EUR
High	0.0666 EUR
Low	0.0666 EUR
Close (prev. day)	0.0666 EUR
VWAP	0.0698 EUR
Volume (pcs)	0
Trading volume	0.00
Number of trades	1
Last size	0

### Performance and Risk

	6m	1y	3y
Perf (%)	-16.12%	-93.97%	-99.55%
Perf (abs.)	-0.01	-1.04	-14.72
Beta	-	-	-
Volatility	58.00	191.05	134.36

5y



Information about previous performance does not guarantee future performance.  
Source: FactSet

### Price data

Ø price 5 days   Ø volume 5 days (pcs.)	0.0671 EUR (0)
Ø price 30 days   Ø volume 30 days (pcs.)	0.0724 EUR (0)
Ø price 100 days   Ø volume 100 days (pcs.)	0.0733 EUR (604)
Ø price 250 days   Ø volume 250 days (pcs.)	0.2242 EUR (285)
YTD High   date	0.3608 EUR (2024/01/16)
YTD Low   date	0.0542 EUR (2024/04/25)
52 Weeks High   date	1.0805 EUR (2023/09/18)
52 Weeks Low   date	0.0542 EUR (2024/04/25)

### All listings for VIAPLAY GROUP AB SER. B

Exchange <span>⊕</span>	Date	Time	Price	Trading volume (mio.)	Number of trades
Tradegate	2024/09/17	22:02	0.0686 EUR	0.00	1
Stuttgart	2024/09/17	15:34	0.0611 EUR	0.00	11
Nasdaq Stockholm	2024/09/17	18:00	0.7726 SEK	9.38	940
Munich	2024/09/17	08:08	0.0666 EUR	0.00	1
Frankfurt	2024/09/17	08:29	0.066 EUR	0.00	2

	17					
FINRA other OTC Issues	2024/01/ 17	15:30	0.29 USD	0.00		2
Duesseldorf	2024/09/ 17	19:32	0.0672 EUR	0.00		7
Berlin	2024/09/ 17	08:08	0.0658 EUR	0.00		3

## Company profile

### Company Logo



### Company Profile

-

### Contact Details

VIAPLAY GROUP B

--

----

Telefon: -

Fax: -

E-mail: -