

## ALCON AG

ISIN: CH0432492467

WKN: H01301128

## Overview

2024/08/21 20:40:13

## Price

95.065 USD

Difference  -1.49% (-1.44)

## General attributes

ISIN CH0432492467

Symbol ALC

Exchange NYSE

Currency USD

Sector Chemical / Pharmaceutical / Health

Security type Stock

Market cap (m) 42,783 EUR

Benchmark SWISS MARKET INDEX

## Market data

Bid (Bid size) 95.04 USD (900)

Ask (Ask size) 95.09 USD (100)

Open 93.92 USD

High 95.34 USD

Low 93.39 USD

Close (prev. day) 96.50 USD

VWAP 94.436954 USD

Volume (pcs) 1,929,960

Trading volume 182,261,365.42

Number of trades 20,159

Last size 1,300

## Futures and Options





Related Futures 30

Related Options -



Information about previous performance does not guarantee future performance.  
Source: FactSet

## Recent research

on sector		on market	
Date		Headline	Download
2024/08/16		Equity Weekly	
2024/08/13		Aktienempfehlungen Österreich	
2024/08/12		Global Equity Ratings	
2024/08/12		Aktienempfehlungen Global	
2024/08/09		Equity Weekly	

## Details

2024/08/21 20:40:13

## Price

95.065 USD

Difference 📉 -1.49% (-1.44)

## General attributes

ISIN CH0432492467

Symbol ALC

Exchange NYSE

Currency USD

Sector Chemical / Pharmaceutical / Health

Security type Stock

Market cap (m) 42,783 EUR

Benchmark SWISS MARKET INDEX

## Market data

Bid (Bid size) 95.04 USD (900)

Ask (Ask size) 95.09 USD (100)

Open 93.92 USD

High 95.34 USD

Low 93.39 USD

Close (prev. day) 96.50 USD

VWAP 94.436954 USD

Volume (pcs) 1,929,960

Trading volume 182,261,365.42

Number of trades 20,159

Last size 1,300

## Performance and Risk

	6m	1y	3y
Perf (%)	+23.23%	+16.74%	+19.56%
Perf (abs.)	+18.19	+13.84	+15.79
Beta	0.61	0.71	0.86
Volatility	23.67	24.14	26.55



Information about previous performance does not guarantee future performance.

Source: FactSet

## Price data

Ø price 5 days | Ø volume 5 days (pcs.) 94.970 USD (646,906)

Ø price 30 days | Ø volume 30 days (pcs.) 92.122 USD (905,969)

Ø price 100 days | Ø volume 100 days (pcs.) 87.562 USD (837,732)

Ø price 250 days | Ø volume 250 days (pcs.) 81.657 USD (832,905)

YTD High | date 96.890 USD (2024/08/20)

YTD Low | date 74.300 USD (2024/02/02)

52 Weeks High | date 96.890 USD (2024/08/20)

52 Weeks Low | date 69.440 USD (2023/10/26)

## Arbitrage views

Exchange <span>📍</span>	Date	Time	Price	Trading volume (mio.)	Number of trades
SIX Swiss Exchange	2024/08/21	17:31	80.78 CHF	105.31	8,257
NYSE	2024/08/21	20:40	95.065 USD	182.26	20,159
London Stock Exchange European Trade Reporting	2024/08/21	17:20	80.71 CHF	0.03	4
Hanover	2019/06/28	08:00	52.91 EUR	0.00	2
Hamburg	2019/	12:29	53.43 EUR	0.01	4

	06/28					
Frankfurt	2019/ 06/28	17:10	54.07 EUR	0.06	23	
Duesseldorf	2019/ 06/28	11:10	53.10 EUR	0.00	2	
Berlin	2019/ 06/28	18:47	54.31 EUR	0.00	7	

## Company profile

### Company Logo



### Contact Details

ALCON AG

- -

Royce Bedward, Chemin de Blandonnet 8 -  
1214 Genf

Telefon: +41-817-293-04-50

Fax: +41-817-916-26-52

E-mail: -

### Company Profile

-

#### Members of Management Board

David J. Endicott	Chairman of Managing Board
Ian Bell	Member of Executive Committee
Laurent Attias	Member of Executive Committee
Rajkumar Narayanan	Member of Executive Committee
Sergio Duplan	Member of Executive Committee
Sue-Jean Lin	Member of Executive Committee
Tim Stonesifer	Member of Executive Committee

#### Board of directors

Arthur Cummings	Member of the administrative board
Bono Raquel Cruz	Member of the administrative board
Dieter Spälti	Member of the administrative board
D. Grossman	Member of the administrative board
Ines Pöschel	Member of the administrative board
Karen May	Member of the administrative board
Lynn Bleil	Member of the administrative board
Scott Maw	Member of the administrative board
Thomas Heinrich Glanzmann	Member of the administrative board
F. Ball	Chairman of the administrative board