

ALCON AG

ISIN: CH0432492467

WKN: H01301128

Overview

2024/04/26 21:27:55

Price
78.825 USDDifference  -0.02% (-0.02)

General attributes

ISIN	CH0432492467
Symbol	ALC
Exchange	NYSE
Currency	USD
Sector	Chemical / Pharmaceutical / Health
Security type	Stock
Market cap (m)	36,256 EUR
Benchmark	SWISS MARKET INDEX

Market data

Bid (Bid size)	78.82 USD (500)
Ask (Ask size)	78.83 USD (100)
Open	78.32 USD
High	79.00 USD
Low	78.30 USD
Close (prev. day)	78.84 USD
VWAP	78.76087 USD
Volume (pcs)	760,641
Trading volume	59,910,902.68
Number of trades	11,426
Last size	200

Futures and Options







Related Futures	30
Related Options	-

5y



Information about previous performance does not guarantee future performance.
Source: FactSet

Recent research

on sector		on market	
Date		Headline	Download
2024/04/26		Global Equity Ratings	
2024/04/26		Aktienempfehlungen Global	
2024/04/15		Aktienempfehlungen Österreich	
2024/04/03		Global Equity Ratings	
2024/04/03		Aktienempfehlungen Global	

Details

2024/04/26 21:27:55

Price
78.825 USD

Difference  -0.02% (-0.02)

General attributes

ISIN	CH0432492467
Symbol	ALC
Exchange	NYSE
Currency	USD
Sector	Chemical / Pharmaceutical / Health
Security type	Stock
Market cap (m)	36,256 EUR
Benchmark	SWISS MARKET INDEX

Market data

Bid (Bid size)	78.82 USD (500)
Ask (Ask size)	78.83 USD (100)
Open	78.32 USD
High	79.00 USD
Low	78.30 USD
Close (prev. day)	78.84 USD
VWAP	78.76087 USD
Volume (pcs)	760,641
Trading volume	59,910,902.68
Number of trades	11,426
Last size	200

Performance and Risk

	6m	1y	3y
Perf (%)	+11.18%	+9.62%	+4.01%
Perf (abs.)	+7.93	+6.92	+3.04
Beta	0.71	0.70	0.87
Volatility	24.94	23.28	26.95



Information about previous performance does not guarantee future performance.
Source: FactSet

Price data

Ø price 5 days Ø volume 5 days (pcs.)	79.866 USD (859,874)
Ø price 30 days Ø volume 30 days (pcs.)	82.335 USD (869,466)
Ø price 100 days Ø volume 100 days (pcs.)	79.406 USD (863,030)
Ø price 250 days Ø volume 250 days (pcs.)	78.920 USD (820,969)
YTD High date	88.231 USD (2024/03/11)
YTD Low date	74.300 USD (2024/02/02)
52 Weeks High date	88.231 USD (2024/03/11)
52 Weeks Low date	69.440 USD (2023/10/26)

Arbitrage views

Exchange 	Date	Time	Price	Trading volume (mio.)	Number of trades
Tradegate	2019/06/28	22:26	54.15 EUR	0.38	102
SIX Swiss Exchange	2024/04/26	17:31	72.00 CHF	54.95	3,732
NYSE	2024/04/26	21:27	78.825 USD	59.91	11,426
London Stock Exchange European Trade Reporting	2024/04/26	17:20	71.87 CHF	0.01	2
Hanover	2019/08/00	08:00	52.91 EUR	0.00	2

	06/28					
Hamburg	2019/ 06/28	12:29	53.43 EUR	0.01	4	
Frankfurt	2019/ 06/28	17:10	54.07 EUR	0.06	23	
Duesseldorf	2019/ 06/28	11:10	53.10 EUR	0.00	2	
Berlin	2019/ 06/28	18:47	54.31 EUR	0.00	7	

Company profile

Company Logo



Contact Details

ALCON AG

- -

Royce Bedward, Chemin de Blandonnet 8 -
1214 Genf

Telefon: +41-817-293-04-50

Fax: +41-817-916-26-52

E-mail: -

Company Profile

-

Members of Management Board

David J. Endicott	Chairman of Managing Board
Ian Bell	Member of Executive Committee
Laurent Attias	Member of Executive Committee
Rajkumar Narayanan	Member of Executive Committee
Sergio Duplan	Member of Executive Committee
Sue-Jean Lin	Member of Executive Committee
Tim Stonesifer	Member of Executive Committee

Board of directors

Arthur Cummings	Member of the administrative board
Bono Raquel Cruz	Member of the administrative board
Dieter Spälti	Member of the administrative board
D. Grossman	Member of the administrative board
Ines Pöschel	Member of the administrative board
Karen May	Member of the administrative board
Lynn Bleil	Member of the administrative board
Scott Maw	Member of the administrative board
Thomas Heinrich Glanzmann	Member of the administrative board
F. Ball	Chairman of the administrative board