

## SUMITOMO MITSUI TRUST HLDG.INC

ISIN: JP3892100003 WKN: 8309

## Overview

2024/08/05 17:09:55

Price

21.40 USD

Difference  -11.72% (-2.84)

## General attributes

ISIN	JP3892100003
Symbol	8309
Exchange	FINRA other OTC Issues
Currency	USD
Sector	-
Security type	Stock
Market cap (m)	16,720 EUR
Benchmark	NIKKEI 225

## Market data

Bid (Bid size)	-
Ask (Ask size)	-
Open	21.40 USD
High	21.40 USD
Low	21.40 USD
Close (prev. day)	24.24 USD
VWAP	21.40 USD
Volume (pcs)	200
Trading volume	4,280.00
Number of trades	2
Last size	100

## Futures and Options

Related Futures	-
Related Options	-

5y











Information about previous performance does not guarantee future performance.

Source: FactSet

## Recent research

on market

Date	Headline	Download
2024/08/12	 Global Equity Ratings	
2024/08/12	 Aktienempfehlungen Global	
2024/02/22	 Aktienempfehlungen Global	
2024/02/22	 Global Equity Ratings	
2023/10/27	 Global Equity Ratings	

## Details

2024/08/05 17:09:55

## Price

21.40 USD

Difference ▼ -11.72% (-2.84)

## General attributes

ISIN	JP3892100003
Symbol	8309
Exchange	FINRA other OTC Issues
Currency	USD
Sector	-
Security type	Stock
Market cap (m)	16,720 EUR
Benchmark	NIKKEI 225

## Market data

Bid (Bid size)	-
Ask (Ask size)	-
Open	21.40 USD
High	21.40 USD
Low	21.40 USD
Close (prev. day)	24.24 USD
VWAP	21.40 USD
Volume (pcs)	200
Trading volume	4,280.00
Number of trades	2
Last size	100

## Performance and Risk

	6m	1y	3y
Perf (%)	-	-	-
Perf (abs.)	-	-	-
Beta	1.13	0.99	0.72
Volatility	24.59	26.38	27.15

5y



Information about previous performance does not guarantee future performance.  
Source: FactSet

## Price data

Ø price 5 days   Ø volume 5 days (pcs.)	- USD (1,700)
Ø price 30 days   Ø volume 30 days (pcs.)	23.15 USD (3,286)
Ø price 100 days   Ø volume 100 days (pcs.)	22.89 USD (1,524)
Ø price 250 days   Ø volume 250 days (pcs.)	20.97 USD (1,715)
YTD High   date	24.24 USD (2024/07/16)
YTD Low   date	19.60 USD (2024/02/06)
52 Weeks High   date	24.24 USD (2024/07/16)
52 Weeks Low   date	18.00 USD (2023/08/15)

## All listings for SUMITOMO MITSUI TRUST HLDG.INC

Exchange	Date	Time	Price	Trading volume (mio.)	Number of trades
Tradegate	2024/09/02	22:01	22.60 EUR	0.00	1
Tokyo Stock Exchange	2024/09/03	08:00	3,764.00 JPY	67.62	4,091
Stuttgart	2024/09/03	08:10	23.00 EUR	0.00	1
Frankfurt	2024/09/03	08:00	23.00 EUR	0.00	1
FINRA other OTC	2024/08/05	17:09	21.40 USD	0.00	2

Issues	05					
Duesseldorf	2024/09/ 03	16:30	22.60 EUR	0.00		4
Berlin	2024/09/ 03	08:04	23.00 EUR	0.00		1

## Company profile

### Company Logo



### Company Profile

-

### Contact Details

SUMITOMO MITSUI TRUST HLDG.INC

--

3-33-1, Shiba, Minato-ku - 105-8574 Tokyo

Telefon: 03-5445-3500

Fax: 03-5232-8879

E-mail: -