

## LITHIUM CHILE INC

ISIN: CA53681G1090 WKN: -

## Overview

2024/07/26 14:44:25

Price  
0.41 EURDifference  -0.97% (-0.00)

## General attributes

ISIN	CA53681G1090
Symbol	LITH
Exchange	Stuttgart
Currency	EUR
Sector	Energy / Commodities
Security type	Stock
Market cap (m)	85 EUR
Benchmark	S&P/TSX 60 INDEX

## Market data

Bid (Bid size)	- (0)
Ask (Ask size)	- (0)
Open	0.41 EUR
High	0.411 EUR
Low	0.41 EUR
Close (prev. day)	0.414 EUR
VWAP	-
Volume (pcs)	0
Trading volume	0.00
Number of trades	5
Last size	0

## Futures and Options






Related Futures	-
Related Options	-

5y



Information about previous performance does not guarantee future performance.  
Source: FactSet

## Recent research

on sector			
Date		Headline	Download
2024/07/26		Equity Weekly	
2024/07/24		Global Equity Ratings	
2024/07/24		Aktienempfehlungen Global	
2024/07/15		Aktienempfehlungen Global	
2024/07/12		Equity Weekly	

## Details

2024/07/26 14:44:25

## Price

0.41 EUR

Difference 📉 -0.97% (-0.00)

## General attributes

ISIN	CA53681G1090
Symbol	LITH
Exchange	Stuttgart
Currency	EUR
Sector	Energy / Commodities
Security type	Stock
Market cap (m)	85 EUR
Benchmark	S&P/TSX 60 INDEX

## Market data

Bid (Bid size)	- (0)
Ask (Ask size)	- (0)
Open	0.41 EUR
High	0.411 EUR
Low	0.41 EUR
Close (prev. day)	0.414 EUR
VWAP	-
Volume (pcs)	0
Trading volume	0.00
Number of trades	5
Last size	0

## Performance and Risk

	6m	1y	3y
Perf (%)	+21.66%	-22.64%	+116.93%
Perf (abs.)	+0.07	-0.12	+0.22
Beta	0.67	0.76	1.19
Volatility	64.62	64.83	79.21

5y



Information about previous performance does not guarantee future performance.  
Source: FactSet

## Price data

Ø price 5 days   Ø volume 5 days (pcs.)	0.42 EUR (0)
Ø price 30 days   Ø volume 30 days (pcs.)	0.45 EUR (53)
Ø price 100 days   Ø volume 100 days (pcs.)	0.50 EUR (677)
Ø price 250 days   Ø volume 250 days (pcs.)	0.45 EUR (669)
YTD High   date	0.60 EUR (2024/03/25)
YTD Low   date	0.31 EUR (2024/01/09)
52 Weeks High   date	0.60 EUR (2024/03/25)
52 Weeks Low   date	0.31 EUR (2024/01/09)

## All listings for LITHIUM CHILE INC

Exchange	Date	Time	Price	Trading volume (mio.)	Number of trades
Tradegate	2024/07/26	22:26	0.412 EUR	0.00	1
TSX Venture Exchange	2024/07/26	21:59	0.62 CAD	0.04	19
Stuttgart	2024/07/26	14:44	0.41 EUR	0.00	5
Munich	2024/07/26	08:00	0.41 EUR	0.00	2
Frankfurt	2024/07/26	08:05	0.411 EUR	0.00	1

	26					
FINRA other OTC Issues	2024/07/26	21:52	0.4401 USD	0.02		11
Duesseldorf	2024/07/26	19:32	0.412 EUR	0.00		7
Berlin	2024/07/26	20:48	0.426 EUR	0.00		20

## Company profile

### Company Logo



### Company Profile

-

### Contact Details

LITHIUM CHILE INC.

--

----

Telefon: -

Fax: -

E-mail: -