

## BERGENBIO ASA

ISIN: NO0010650013 WKN: -

## Overview

2023/11/30 02:10:00

Price  
0.025 USDDifference  0.00% (0.00)

## General attributes

ISIN	NO0010650013
Symbol	BGBIO
Exchange	FINRA other OTC Issues
Currency	USD
Sector	Chemical / Pharmaceutical / Health
Security type	Stock
Market cap (m)	49 EUR
Benchmark	NORWAY OSLO BORS ALL SHARE(TRG)

## Market data

Bid (Bid size)	-
Ask (Ask size)	-
Open	0.025 USD
High	0.025 USD
Low	0.025 USD
Close (prev. day)	0.025 USD
VWAP	0.025 USD
Volume (pcs)	37,305
Trading volume	932.63
Number of trades	1
Last size	0

## Futures and Options

Related Futures	-
Related Options	-




5y



Information about previous performance does not guarantee future performance.  
Source: FactSet

## Recent research

on sector

Date	Headline	Download
2024/05/28	 Aktienempfehlungen Österreich	
2024/05/17	 Equity Weekly	
2024/05/13	 Aktienempfehlungen Österreich	
2024/05/10	 Equity Weekly	
2024/04/29	 Aktienempfehlungen Österreich	

## Details

2023/11/30 02:10:00

## Price

0.025 USD

Difference ➔ 0.00% (0.00)

## General attributes

ISIN	NO0010650013
Symbol	BGBIO
Exchange	FINRA other OTC Issues
Currency	USD
Sector	Chemical / Pharmaceutical / Health
Security type	Stock
Market cap (m)	49 EUR
Benchmark	NORWAY OSLO BORS ALL SHARE(TRG)

## Market data

Bid (Bid size)	-
Ask (Ask size)	-
Open	0.025 USD
High	0.025 USD
Low	0.025 USD
Close (prev. day)	0.025 USD
VWAP	0.025 USD
Volume (pcs)	37,305
Trading volume	932.63
Number of trades	1
Last size	0

## Performance and Risk

	6m	1y	3y
Perf (%)	-	-	-92.61%
Perf (abs.)	-	-	-0.31
Beta	0.31	1.31	1.03
Volatility	-	-	172.12

5y



Information about previous performance does not guarantee future performance.  
Source: FactSet

## Price data

Ø price 5 days   Ø volume 5 days (pcs.)	- USD (-)
Ø price 30 days   Ø volume 30 days (pcs.)	- USD (-)
Ø price 100 days   Ø volume 100 days (pcs.)	0.114 USD (392)
Ø price 250 days   Ø volume 250 days (pcs.)	- USD (-)
YTD High   date	- USD (-)
YTD Low   date	- USD (-)
52 Weeks High   date	- USD (-)
52 Weeks Low   date	- USD (-)

## All listings for BERGENBIO ASA

Exchange <span style="color: blue;">⊕</span>	Date	Time	Price	Trading volume (mio.)	Number of trades
Tradegate	2024/05/28	22:26	0.0128 EUR	0.00	1
Stuttgart	2024/05/28	16:36	0.0118 EUR	0.00	11
Munich	2024/05/28	08:12	0.0116 EUR	0.00	1
London Stock Exchange	2021/02/04	09:22	3.7644 NOK	0.07	2
Frankfurt	2024/05/28	21:50	0.0113 EUR	0.00	3

	28					
First North Stockholm	2023/02/ 01	13:41	0.7790 NOK	0.00		3
FINRA other OTC Issues	2023/11/ 30	02:10	0.025 USD	0.00		1
Duesseldorf	2024/05/ 28	08:11	0.0113 EUR	0.00		3
Berlin	2024/05/ 28	21:43	0.0127 EUR	0.00		19

## Company profile

### Company Logo

#### Contact Details

BERGENBIO

--

----

Telefon: -

Fax: -

E-mail: -

### Company Profile

-