

374WATER INC COM USD0.0001

ISIN: **US88583P1049** WKN: **88583P104**

Overview

2024/07/12 19:50:25

Price
1.19 USDDifference  -0.83% (-0.01)

General attributes

ISIN	US88583P1049
Symbol	SCWO
Exchange	Nasdaq
Currency	USD
Sector	-
Security type	Stock
Market cap (m)	146 EUR
Benchmark	S&P 500

Market data

Bid (Bid size)	1.19 USD (200)
Ask (Ask size)	1.20 USD (1,400)
Open	1.20 USD
High	1.20 USD
Low	1.1861 USD
Close (prev. day)	1.20 USD
VWAP	1.196805 USD
Volume (pcs)	14,976
Trading volume	17,919.59
Number of trades	184
Last size	119

Futures and Options











Related Futures	-
Related Options	-

5y



Information about previous performance does not guarantee future performance.
Source: FactSet

Recent research

on market		
Date	Headline	Download
2024/07/12	 Global Equity Ratings	
2024/07/12	 Aktienempfehlungen Global	
2024/07/05	 Equity Weekly	
2024/07/03	 Global Strategy 3Q 2024	
2024/07/03	 Global Strategy 3Q 2024	

Details

2024/07/12 19:50:25

Price
1.19 USD

Difference ▼ -0.83% (-0.01)

General attributes

ISIN	US88583P1049
Symbol	SCWO
Exchange	Nasdaq
Currency	USD
Sector	-
Security type	Stock
Market cap (m)	146 EUR
Benchmark	S&P 500

Market data

Bid (Bid size)	1.19 USD (200)
Ask (Ask size)	1.20 USD (1,400)
Open	1.20 USD
High	1.20 USD
Low	1.1861 USD
Close (prev. day)	1.20 USD
VWAP	1.196805 USD
Volume (pcs)	14,976
Trading volume	17,919.59
Number of trades	184
Last size	119

Performance and Risk

	6m	1y	3y
Perf (%)	-7.69%	-32.96%	-49.04%
Perf (abs.)	-0.10	-0.59	-1.16
Beta	1.33	1.33	0.62
Volatility	78.18	91.42	88.63

5y



Information about previous performance does not guarantee future performance.
Source: FactSet

Price data

Ø price 5 days Ø volume 5 days (pcs.)	1.18 USD (133,152)
Ø price 30 days Ø volume 30 days (pcs.)	1.17 USD (151,965)
Ø price 100 days Ø volume 100 days (pcs.)	1.28 USD (114,904)
Ø price 250 days Ø volume 250 days (pcs.)	1.37 USD (135,386)
YTD High date	1.65 USD (2024/05/06)
YTD Low date	0.83 USD (2024/06/20)
52 Weeks High date	2.21 USD (2023/08/01)
52 Weeks Low date	0.83 USD (2024/06/20)

All listings for 374WATER INC COM USD0.0001

Exchange	Date	Time	Price	Trading volume (mio.)	Number of trades
Nasdaq	2024/07/12	19:50	1.19 USD	0.02	184
Frankfurt	2024/07/12	15:29	0.96 EUR	0.00	4

Company profile

Company Logo

Contact Details

VYREX CORP. [DEL.]

--

Telefon: -

Fax: -

E-mail: -

Company Profile

-