

VIAPLAY GROUP AB SER. B

ISIN: SE0012116390 WKN: -

Overview

2024/09/13 08:51:33

Price
0.0635 EURDifference  -3.20% (-0.00)

General attributes

ISIN	SE0012116390
Symbol	VPLAY B
Exchange	Frankfurt
Currency	EUR
Sector	Media / Entertainment / Recreation
Security type	Stock
Market cap (m)	310 EUR
Benchmark	OMX STOCKHOLM 30 INDEX

Market data

Bid (Bid size)	-
Ask (Ask size)	-
Open	0.0635 EUR
High	0.0635 EUR
Low	0.0635 EUR
Close (prev. day)	0.0656 EUR
VWAP	0.077 EUR
Volume (pcs)	0
Trading volume	0.00
Number of trades	2
Last size	0

Futures and Options






Related Futures	-
Related Options	-

5y



Information about previous performance does not guarantee future performance.
Source: FactSet

Recent research

on sector			
Date		Headline	Download
2024/09/11		Global Equity Ratings	
2024/09/11		Aktienempfehlungen Global	
2024/09/09		Aktienempfehlungen Österreich	
2024/09/05		Global Equity Ratings	
2024/09/05		Aktienempfehlungen Global	

Details

2024/09/13 08:51:33

Price

0.0635 EUR

Difference ▼ -3.20% (-0.00)

General attributes

ISIN	SE0012116390
Symbol	VPLAY B
Exchange	Frankfurt
Currency	EUR
Sector	Media / Entertainment / Recreation
Security type	Stock
Market cap (m)	310 EUR
Benchmark	OMX STOCKHOLM 30 INDEX

Market data

Bid (Bid size)	-
Ask (Ask size)	-
Open	0.0635 EUR
High	0.0635 EUR
Low	0.0635 EUR
Close (prev. day)	0.0656 EUR
VWAP	0.077 EUR
Volume (pcs)	0
Trading volume	0.00
Number of trades	2
Last size	0

Performance and Risk

	6m	1y	3y
Perf (%)	-22.28%	-94.09%	-99.56%
Perf (abs.)	-0.02	-1.01	-14.53
Beta	-	-	-
Volatility	350.37	360.80	224.03

5y



Information about previous performance does not guarantee future performance.
Source: FactSet

Price data

Ø price 5 days Ø volume 5 days (pcs.)	0.0641 EUR (0)
Ø price 30 days Ø volume 30 days (pcs.)	0.0707 EUR (1,143)
Ø price 100 days Ø volume 100 days (pcs.)	0.0719 EUR (21,944)
Ø price 250 days Ø volume 250 days (pcs.)	0.2229 EUR (10,620)
YTD High date	0.2996 EUR (2024/01/18)
YTD Low date	0.0179 EUR (2024/04/24)
52 Weeks High date	1.0908 EUR (2023/09/15)
52 Weeks Low date	0.0179 EUR (2024/04/24)

All listings for VIAPLAY GROUP AB SER. B

Exchange	Date	Time	Price	Trading volume (mio.)	Number of trades
Tradegate	2024/09/13	22:02	0.0681 EUR	0.00	1
Stuttgart	2024/09/13	16:37	0.0614 EUR	0.00	13
Nasdaq Stockholm	2024/09/13	18:00	0.77 SEK	10.91	1,055
Munich	2024/09/13	08:07	0.0658 EUR	0.00	2
Frankfurt	2024/09/13	08:51	0.0635 EUR	0.00	2

	13					
FINRA other OTC Issues	2024/01/ 17	15:30	0.29 USD	0.00		2
Duesseldorf	2024/09/ 13	19:32	0.0667 EUR	0.00		7
Berlin	2024/09/ 13	08:07	0.0635 EUR	0.00		3

Company profile

Company Logo



Company Profile

-

Contact Details

VIAPLAY GROUP B

--

Telefon: -

Fax: -

E-mail: -